

SIZE HEALTH NUTRITION


ROYAL CANIN®
INCREDIBLE IN EVERY DETAIL

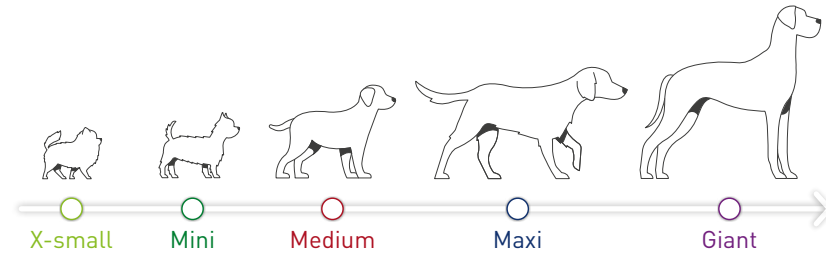




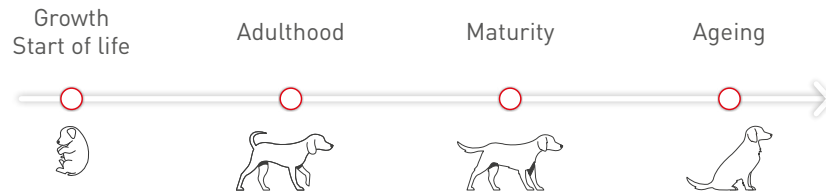
SIZE HEALTH NUTRITION

1 SIZE, 1 AGE, 1 NUTRITIONAL ANSWER, A UNIQUE APPROACH...

FOR EACH SIZE



FOR EACH LIFESTAGE



Adapted Kibbles

The kibble size is also adapted to their size: from X-Small to Giant dogs.



SIZE HEALTH NUTRITION

CHOOSE YOUR CANINE SIZE



STARTER MOUSSE &
BABYDOG MILK



X-SMALL



MINI



MEDIUM



MAXI



GIANT



BABYDOG MILK 1st age milk

1

STAGE



400g box:
4 x 100g sachets

Included:



MILK REPLACER FOR PUPPIES

Formulated with key nutrients found in mother's milk.



BRAIN DEVELOPEMENT WITH DHA

Enriched with DHA an omega-3 fatty acid that is scientifically proven to support the puppy's brain development.



IMMUNE SYSTEM HEALTH

Supports the development of the puppy's healthy immune system.



MICROBIOME SUPPORT

Combination of prebiotics and highly digestible proteins to help promote a healthy balance of intestinal microbiota for digestive health. This formula is particularly suitable for the puppy's immature digestive system to promote growth and healthy digestion with adapted content of lactose and without starch.



EASY TO RECONSTITUTE

The BABYDOG MILK formula dissolves instantly, creating a totally homogeneous milk replacer (see user guide).

INGREDIENTS

Composition

Milk retentate, milk fat, refined palm oil (from sustainable sources), whey protein, refined soya oil, refined copra oil, minerals, fructo-oligosaccharides (0.51%), fish oil (source of DHA), fungi oil.

Additives (per kg)

Nutritional additives: Vitamin A: 25000 IU, Vitamin D3: 1500 IU, Iron (3b103): 100 mg, Iodine (3b201, 3b202): 4 mg, Copper (3b405, 3b406): 15 mg, Manganese (3b502, 3b504): 80 mg, Zinc (3b603, 3b605, 3b606): 180 mg, Selenium (3b801, 3b811, 3b812): 0.43 mg.



FEEDING GUIDELINES

DAILY FEEDING RECOMMENDATION

AGE IN WEEKS	X 24h	ADULT TARGET WEIGHT			
		MINI - SMALL 0 - 10 kg ⁽¹⁴⁾ / 0 - 22 lb	MEDIUM 11 - 25 kg / 23 - 55 lb	MAXI - LARGE 26 - 44 kg / 56 - 100 lb	GIANT > 45 kg / > 100 lb
1	x 8	3 - 10 ml ⁽¹⁵⁾	5 - 20 ml	10 - 25 ml	15 - 35 ml
2	x 5	10 - 30 ml	15 - 50 ml	30 - 70 ml	40 - 80 ml
3	x 4	20 - 50 ml	35 - 90 ml	60 - 120 ml	85 - 125 ml
4	x 4	25 - 60 ml	45 - 125 ml	90 - 170 ml	120 - 190 ml
5 → 8		Weaning: use milk to help transition to puppy food			

ANALYTICAL CONSTITUENTS

Moisture	2.5%
Protein	33%
Fat content	39%
Crude ash	5%
NFE	19.5%

AMINO ACIDS [Total]

Taurine (%)	0.19
-------------	------

MINERALS [Total]

Calcium (%)	1.2	Potassium (%)	0.7
Phosphorus (%)	0.8	Magnesium (%)	0.1
Sodium (%)	0.2	Copper (mg/kg)	15
Chloride (%)	0.5	Zinc (mg/kg)	180

VITAMINS [Total]

Vit. A (IU/kg)	30000	Vit. E (IU/kg)	900
Vit. D3 (IU/kg)	1500	Vit. C (mg/kg)	300

OTHER GUARANTEES [Total]

Dietary fiber (%)	0.5	EPA + DHA (%)	0.15
Omega 6 (%)	3.4	L-carnitine (mg/kg)	0
Omega 3 (%)	0.5	Glucosamine + Chondroitin (mg/kg)	0
DHA (%)	0.05	Starch (%)	0
Lactose (%)	19		

CALCULATED METABOLISABLE ENERGY

Energy_NRC 85 (kcal/kg)	5188	Energy_NRC 2006 (CF) (kcal/kg)	5482
-------------------------	------	--------------------------------	------

BABYDOG MILK 1st age milk

STARTER

Mother & Babydog

2

STAGE



[Available in 195g]



PERFECT TASTE & TEXTURE FOR BABYDOGS

Ultra soft mousse texture to facilitate the transition to solid food.



STRONG IMMUNE SYSTEM

Supports the development of the puppy's healthy immune system with the inclusion of a scientifically proven complex, including vitamins E and C.



MICROBIOME SUPPORT

Combination of prebiotics (MOS) & highly digestible proteins to help promote a healthy balance of intestinal microbiota for digestive health.

For all size dogs.
Bitch during gestation and lactation - Weaning puppies up to 2 months old

INGREDIENTS

Composition: Meat and animal derivatives, cereals, derivatives of vegetable origin, minerals, oils and fats, milk and milk derivatives, yeasts.

Additives: Nutritional additives: Vitamin D3: 170 IU, Iron (3b103): 6 mg, Iodine (3b202): 0.3 mg, Copper (3b405, 3b406): 2.5 mg, Manganese (3b502, 3b503, 3b504): 1.7 mg, Zinc (3b603, 3b605, 3b606): 17 mg - Technological additives: Clinoptilolite of sedimentary origin: 2 g.

FEEDING GUIDELINES

FEEDING INSTRUCTIONS

1 = 195 g	AGE (in weeks)	3-4	4-5	5-6	6-7	7-8
ADULT WEIGHT	4-5 kg	1/4	2/4	1+1/4	1+2/4	2

ANALYTICAL CONSTITUENTS

Moisture	78.5%
Protein	10%
Fat content	6%
Crude fiber	0.7%
Crude ash	2%
NFE	2.8%

AMINO ACIDS (Total)

Taurine (%)	0.12
-------------	------

MINERALS (Total)

Calcium (%)	0.34	Potassium (%)	0.16
Phosphorus (%)	0.26	Magnesium (%)	0.022
Sodium (%)	0.17	Copper (mg/kg)	4.3
Chloride (%)	0.14	Zinc (mg/kg)	27

VITAMINS (Total)

Vit. A (IU/kg)	6700	Vit. C (mg/kg)	100
Vit. D3 (IU/kg)	180	Vit. E (mg/kg)	175

OTHER GUARANTEES (Total)

Dietary fiber (%)	1.3	EPA + DHA (%)	0.13
Omega 6 (%)	1.18	L-carnitine (mg/kg)	0
Omega 3 (%)	0.26	Glucosamine + Chondroitin (mg/kg)	0
DHA (%)	0.05		

CALCULATED METABOLISABLE ENERGY (Total)

Energy_NRC 85 (kcal/kg)	958	Energy_NRC 2006 (CF) (kcal/kg)	1002
-------------------------	-----	--------------------------------	------



X-SMALL For dogs up to 4 kg

MILK & STARTER MOUSSE



EXTRA SMALL DOGS NEED EXTRA SPECIAL CARE

Dogs that weigh up to 4 kg as an adult are part of the X-Small family. Extra small dogs (also known as 'toy breeds') are perfectly suited to a variety of living environments, including apartments and urban areas, and can adapt well to a sedentary lifestyle while still requiring regular exercise.

Just like their larger counterparts, extra small dog breeds exhibit a remarkable range of appearances, characteristics and temperaments. Although they may appear fragile, many toy breeds possess surprising resilience and their lifespan can often exceed 15 years, bringing joy and companionship to their owners for a long time.

Extra small dogs have **specific characteristics**



RAPID GROWTH AND DEVELOPMENT

It doesn't take extra small dogs very long to reach their adult weight - they do a lot of growing in a short space of time. Because of this, it's important to closely monitor your extra small dog's daily food intake and help them maintain a weight that's healthy for their size.



DENTAL ISSUES

It is not entirely known why small dogs are more prone to dental issues, but their anatomy likely plays a role. With many teeth packed into their very small jaws, an extra small dog's mouth can be quite crowded, leading to increased build-up of plaque and tartar.



SENSITIVE DIGESTION

Extra small dogs tend to digest their food more quickly than larger dogs, they also naturally produce stools with a lower moisture content. These factors can contribute to hard stools and put extra small dogs at risk of constipation, so they need a healthy balance of dietary fibres to help maintain optimal stool quality.



URINARY HEALTH

Extra small dogs have a greater chance of being susceptible to the formation of urinary crystals and stones. This can be further aggravated by not drinking enough water, which can lead to lower volumes of urine, meaning that less bladder rinsing occurs.



PUPPY X-SMALL

3

STAGE

For very small dogs. Adult weight up to 4 kg
Up to 10 months old



Available in
1.5kg

INGREDIENTS

Composition: Dehydrated poultry protein, rice, maize, animal fats, wheat gluten*, maize gluten, hydrolysed animal proteins, beet pulp, minerals, soya oil, psyllium husks and seeds, fish oil, fructo-oligo-saccharides, hydrolysed yeast (source of manno-oligo-saccharides and betaglucons) (0.30%), algal oil Schizochytrium sp. (source of DHA), Yucca Schidigera juice, marigold meal.

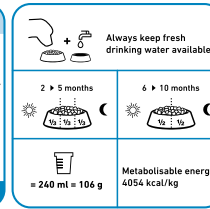
Additives: Nutritional additives: Vitamin A: 21500 IU, Vitamin D3: 1000 IU, Iron (3b103): 40 mg, Iodine (3b201, 3b202): 4 mg, Copper (3b405, 3b406): 12 mg, Manganese (3b502, 3b504): 52 mg, Zinc (3b603, 3b605, 3b606): 132 mg, Selenium (3b801, 3b811, 3b812): 0.06 mg - Technological additives: Clinoptilolite of sedimentary origin: 10 g - Preservatives - Antioxidants.

* L.I.P.: protein selected for its very high digestibility.

FEEDING GUIDELINES

24H

AGE IN MONTHS	KIBBLE ONLY			
	ADULT TARGET WEIGHT			
	1 kg	2 kg	3 kg	4 kg
	grams per day	grams per day	grams per day	grams per day
2	29	49	64	79
4	33	56	75	93
6	29	48	69	85
10	23	39	53	66
11	X-SMALL ADULT*			



*Subject to product availability

ANALYTICAL CONSTITUENTS

Moisture	9.5%
Protein	31%
Fat content	20%
Crude fiber	1.5%
Crude ash	8.3%
NFE	29.7%

AMINO ACIDS (Total)

Taurine (%)	0.48
-------------	------

MINERALS (Total)

Calcium (%)	1.36	Potassium (%)	0.8
Phosphorus (%)	1.05	Magnesium (%)	0.08
Sodium (%)	0.37	Copper (mg/kg)	15
Chloride (%)	0.88	Zinc (mg/kg)	170

VITAMINS (Total)

Vit. A (IU/kg)	23000	Vit. C (mg/kg)	400
Vit. D3 (IU/kg)	1000	Vit. E (mg/kg)	500

OTHER GUARANTEES (Total)

Dietary fiber (%)	7	EPA + DHA (%)	0.32
Omega 6 (%)	3.97	L-carnitine (mg/kg)	0
Omega 3 (%)	0.76	Glucosamine + Chondroitin (mg/kg)	0
DHA (%)	0.17		

CALCULATED METABOLISABLE ENERGY (Total)

Energy_NRC 85 (kcal/kg)	3825	Energy_NRC 2006 (CF) (kcal/kg)	4054
-------------------------	------	--------------------------------	------



STRONG IMMUNE SYSTEM

Supports the development of the puppy's healthy immune system with the inclusion of a scientifically proven complex, including vitamins E and C.



BRAIN DEVELOPMENT

Enriched with an omega-3 fatty acid (DHA) which is scientifically proven to support the puppy's brain development and promote learning during early puppy training.



MICROBIOME SUPPORT

Combination of prebiotics (MOS) & highly digestible proteins to help promote a healthy balance of intestinal microbiota for digestive health.



For adult very small breed dogs (up to 4 kg)
Over 10 months old



VERY SMALL & VERY PALATABLE KIBBLE

Adapted to the tiny jaw of extra-small dogs and easy to chew.



[Available in 1.5kg]

INGREDIENTS

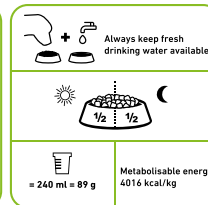
Composition: Dehydrated poultry proteins, rice, animal fats, wheat flour, wheat, maize flour, maize gluten, wheat gluten, hydrolysed animal proteins, chicory pulp, minerals (including pentasodium triphosphate (0.35%)), psyllium husks and seeds, soya oil, yeasts products, fructo-oligosaccharides, fish oil, algal oil Schizochytrium sp. (source of EPA and DHA).

Nutritional additives: Vitamin A: 14 200 IU, Vitamin D3: 900 IU, Vitamin C: 400 mg, Iron (3b103): 40 mg, Iodine (3b201, 3b202): 4 mg, Copper (3b405, 3b406): 12 mg, Manganese (3b502, 3b504): 52 mg, Zinc (3b603, 3b605, 3b606): 138 mg, Selenium (3b801, 3b811, 3b812): 0,07 mg - Preservatives - Antioxidants.

FEEDING GUIDELINES

24H

DOG'S ACTIVITY	KIBBLE ONLY				
	DOG'S WEIGHT				
	1 kg	2 kg	2.5 kg	3 kg	4 kg
	grams per day	grams per day	grams per day	grams per day	grams per day
▼	24	40	47	54	67
+	27	46	54	62	77
++	31	52	62	71	88



ANALYTICAL CONSTITUENTS

Moisture	9.5%
Protein	24%
Fat content	18%
Crude fiber	1.7%
Crude ash	5.6%
NFE*	41.2%

AMINO ACIDS (Total)

Taurine (%)	0.06
-------------	------

MINERALS (Total)

Calcium (%)	0.9	Potassium (%)	0.7
Phosphorus (%)	0.7	Magnesium (%)	0.09
Sodium (%)	0.4	Copper (mg/kg)	17
Chloride (%)	0.83	Zinc (mg/kg)	170

VITAMINS (Total)

Vitamin A (IU/kg)	15700	Vitamin C - Ascorbic acid* (mg/kg)	400
Vitamin D (IU/kg)	900		

OTHER GUARANTEES (Total)

Total Dietary fiber (%)	7	EPA + DHA (%)	0.17
Omega-6 fatty acids* (%)	3.39	Chondroitin sulfate* + glucosamine (mg/kg)	-
Omega-3 fatty acids* (%)	0.53	L-carnitine (mg/kg)	-

CALCULATED METABOLISABLE ENERGY (Total)

NRC 2006 TDF (kcal/kg)	4051	NRC 2006 CF (kcal/kg)	4016
------------------------	------	-----------------------	------

*Not recognized as an essential nutrient by the AAFCO Dog Food Nutrient Profiles.

HEALTHY IMMUNE SYSTEM

Helps maintain a healthy immune system. Enriched with EPA, DHA and vitamin C.

DENTAL HEALTH

Helps reduce tartar formation daily, thanks to a calcium chelator.

OPTIMAL HEALTH SUPPORT

Contains highly digestible nutrients for maximal absorption.




For senior very small breed dogs (up to 4 kg)
Over 12 years old



VERY SMALL & VERY PALATABLE KIBBLE

Adapted to the tiny jaw of extra-small dogs and easy to chew.



[Available in 1.5kg]

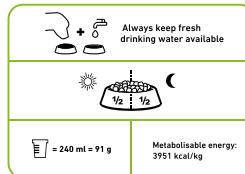
INGREDIENTS

Composition: Rice, wheat flour, dehydrated poultry proteins, maize flour, animal fats, wheat, maize gluten, wheat gluten, hydrolysed animal proteins, chicory pulp, minerals (including pentasodium triphosphate (0.35%), fish oil, psyllium husks and seeds, soya oil, yeasts products, fructo-oligosaccharides, algal oil Schizochytrium sp. (source of EPA and DHA), yeasts (source of manno-oligosaccharides), marigold meal.

Nutritional additives: Vitamin A: 20300 IU, Vitamin D3: 900 IU, Vitamin C: 400 mg, Iron (3b103): 38 mg, Iodine (3b201, 3b202): 3.8 mg, Copper (3b405, 3b406): 12 mg, Manganese (3b502, 3b504): 50 mg, Zinc (3b603, 3b605, 3b606): 137 mg, Selenium (3b801, 3b811, 3b812): 0.06 mg - Preservatives - Antioxidants.

FEEDING GUIDELINES

DOG'S ACTIVITY	KIBBLE ONLY				
	DOG'S WEIGHT				
	1 kg grams per day	2 kg grams per day	2.5 kg grams per day	3 kg grams per day	4 kg grams per day
↓ -	24	40	48	55	68
↔ +	28	47	55	63	79
↑ ++	32	53	63	72	89



ANALYTICAL CONSTITUENTS

Moisture	9.5%
Protein	24%
Fat content	16%
Crude fiber	1.7%
Crude ash	4.8%
NFE*	44%

AMINO ACIDS (Total)

Taurine (%)	0.14
-------------	------

MINERALS (Total)

Calcium (%)	0.7	Potassium (%)	0.7
Phosphorus (%)	0.6	Magnesium (%)	0.09
Sodium (%)	0.4	Copper (mg/kg)	17
Chloride (%)	0.81	Zinc (mg/kg)	170

VITAMINS (Total)

Vitamin A (IU/kg)	21800	Vitamin C - Ascorbic acid* (mg/kg)	400
Vitamin D (IU/kg)	900		

OTHER GUARANTEES (Total)

Total Dietary fiber (%)	7	EPA + DHA (%)	0.44
Omega-6 fatty acids* (%)	3.17	Chondroitin sulfate* + glucosamine (mg/kg)	-
Omega-3 fatty acids* (%)	0.83	L-carnitine (mg/kg)	-

CALCULATED METABOLISABLE ENERGY (Total)

NRC 2006 TDF (kcal/kg)	3986	NRC 2006 CF (kcal/kg)	3951
------------------------	------	-----------------------	------

*Not recognized as an essential nutrient by the AAFCO Dog Food Nutrient Profiles.

HEALTHY IMMUNE SYSTEM

Helps maintain a healthy immune system. Enriched with EPA, DHA and vitamin C.

DENTAL HEALTH

Helps reduce tartar formation daily, thanks to a calcium chelator.

LIFELONG VITALITY SUPPORT

Enriched with essential nutrients (EPA, DHA and vitamins) to enjoy a lifelong vitality.



MINI For dogs up to 10 kg

MILK & STARTER MOUSSE



MINIATURE DOGS **NEED MAXIMUM SUPPORT**

Dogs that weigh between 4 and 10 kg as an adult are part of the Mini family. Small dogs are very popular as pets; they adapt well to a sedentary life, even in towns, as long as they are taken out for regular exercise.

Small dog breeds are just as diverse in their appearances as they are in their characteristics and temperaments. Although smaller dogs can look delicate, many mini breeds are quite tough, and their life expectancy can exceed 15 years!

Small dogs have **specific characteristics**



RISK OF BECOMING OVERWEIGHT

While small dogs are often lively and energetic, some small breeds may also be prone to becoming overweight if they are overfed or don't get enough exercise. That's why it's crucial for small breed dog owners to pay close attention to their pet's diet and adjust their food intake based on their activity levels and body condition to help them maintain a healthy weight. Properly rationing their food and providing them with regular exercise can help ensure their overall health and wellbeing.



FRAGILE BONES

During their very short growth period, small dogs are particularly fragile. Most of their growth occurs within the first 6-8 months of their life, meaning most small dogs are already fully grown by the time they reach their first birthday.



FUSSY APPETITES

Many small breeds also tend to be finicky about their food, as well as having a predisposition towards dental and oral sensitivities.



STARTER MINI

Mother & Babydog

2
STAGE



Available in
4kg, 8kg

For small dogs. Adult weight up to 10 kg
Bitch during gestation and lactation - Weaning puppies up to 2 months old

INGREDIENTS

Composition: Dehydrated poultry protein, rice, animal fats, wheat gluten*, maize, beet pulp, hydrolysed animal proteins, minerals, soya oil, fish oil, fructo-oligo-saccharides, hydrolysed yeast (source of manno-oligo-saccharides and betaglacans) (0.30%), algal oil Schizochytrium sp. (source of DHA), butyric acid salt, marigold meal.

Additives: Nutritional additives: Vitamin A: 18500 IU, Vitamin D3: 1200 IU, Iron (3b103): 40 mg, Iodine (3b201, 3b202): 4 mg, Copper (3b405, 3b406): 12 mg, Manganese (3b502, 3b504): 52 mg, Zinc (3b603, 3b605, 3b606): 131 mg, Selenium (3b801, 3b811, 3b812): 0.07 mg - Technological additives: Clinoptilolite of sedimentary origin: 10 g - Preservatives - Antioxidants.

* L.I.P.: protein selected for its very high digestibility.

FEEDING GUIDELINES

24H

ADULT TARGET WEIGHT	WEANING PUPPY					
	KIBBLE ONLY			MIX: KIBBLE + WET		
	AGE IN WEEKS		OR	AGE IN WEEKS		
	0 - 3	3 - 6	6 - 8	3 - 6	6 - 8	
	grams per day	grams per day	grams per day	grams per day	grams per day	
1 kg	23	45	1/2	0	20	Can 195 g Starter Mother & Babydog Ultra soft mousse* + Can 195 g Starter Mother & Babydog Ultra soft mousse* = 240 ml = 98 g
3 kg	23	45	1/2	0	20	
5 kg	33	88	1/2	8	62	
7 kg	43	133	1/2	18	107	
10 kg	43	133	1/2	18	107	

Lactating mother → **AD LIBITUM**

Always keep fresh drinking water available

Metabolisable energy: 4209 kcal/kg

*Subject to product availability

MOTHER WEIGHT	GESTATING MOTHER					
	KIBBLE ONLY			MIX: KIBBLE + WET		
	GESTATION IN WEEKS		OR	GESTATION IN WEEKS		
	6	8		6	8	
	grams per day	grams per day		grams per day	grams per day	
1 kg	29	34	1/2	4	9	Can 195 g Starter Mother & Babydog Ultra soft mousse* + Can 195 g Starter Mother & Babydog Ultra soft mousse* = 240 ml = 98 g
3 kg	66	77	1/2	41	53	
5 kg	96	114	1/2	72	89	
7 kg	124	146	1/2	99	122	
10 kg	162	191	1/2	137	167	

ANALYTICAL CONSTITUENTS

Moisture	8%
Protein	30%
Fat content	22%
Crude fiber	1.3%
Crude ash	8.5%
NFE	30.2%

AMINO ACIDS (Total)

Taurine (%)	0.5
-------------	-----

MINERALS (Total)

Calcium (%)	1.45	Potassium (%)	0.8
Phosphorus (%)	1.1	Magnesium (%)	0.08
Sodium (%)	0.4	Copper (mg/kg)	15
Chloride (%)	1.06	Zinc (mg/kg)	170

VITAMINS (Total)

Vit. A (IU/kg)	20000	Vit. C (mg/kg)	400
Vit. D3 (IU/kg)	1200	Vit. E (mg/kg)	500

OTHER GUARANTEES (Total)

Dietary fiber (%)	6.4	EPA + DHA (%)	0.39
Omega 6 (%)	4.49	L-carnitine (mg/kg)	0
Omega 3 (%)	0.91	Glucosamine + Chondroitin (mg/kg)	0
DHA (%)	0.2		

CALCULATED METABOLISABLE ENERGY (Total)

Energy_NRC 85 (kcal/kg)	3977	Energy_NRC 2006 (CF) (kcal/kg)	4209
-------------------------	------	--------------------------------	------



MOTHER & BABYDOG'S HEALTH SUPPORT

MINI STARTER is a unique nutritional solution which is adapted to the mother's high energy needs at the end of gestation and during lactation for the nursing puppies' optimal growth.



STRONG IMMUNE SYSTEM

Supports the development of the puppy's healthy immune system with the inclusion of a scientifically proven complex, including vitamins E and C.



MICROBIOME SUPPORT

Combination of prebiotics (MOS) & highly digestible proteins to help promote a healthy balance of intestinal microbiota for digestive health.

PUPPY MINI

3

STAGE

For small dogs. Adult weight up to 10 kg
From 2 to 10 months old



Available in
800g, 2kg, 4kg, 8kg



STRONG IMMUNE SYSTEM

Supports the development of the puppy's healthy immune system with the inclusion of a scientifically proven complex, including vitamins E and C.



BRAIN DEVELOPMENT

Enriched with an omega-3 fatty acid (DHA) which is scientifically proven to support the puppy's brain development and promote learning during early puppy training.



MICROBIOME SUPPORT

Combination of prebiotics (MOS) & highly digestible proteins to help promote a healthy balance of intestinal microbiota for digestive health.

INGREDIENTS

Composition: Dehydrated poultry protein, rice, animal fats, wheat gluten*, maize, beet pulp, maize flour, hydrolysed animal proteins, maize gluten, minerals, soya oil, fish oil, fructo-oligo-saccharides, hydrolysed yeast (source of manno-oligo-saccharides and betaglucons) (0.30%), algal oil Schizochytrium sp. (source of DHA), Yucca Schidigera juice, marigold meal.

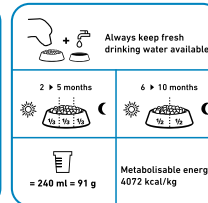
Additives: Nutritional additives: Vitamin A: 21500 IU, Vitamin D3: 1000 IU, Iron (3b103): 38 mg, Iodine (3b201, 3b202): 3.8 mg, Copper (3b405, 3b406): 12 mg, Manganese (3b502, 3b504): 50 mg, Zinc (3b603, 3b605, 3b606): 128 mg, Selenium (3b801, 3b811, 3b812): 0.06 mg - Technological additives: Clinoptilolite of sedimentary origin: 10 g - Preservatives - antioxidants.

* L.I.P.: protein selected for its very high digestibility.

FEEDING GUIDELINES

24H

AGE IN MONTHS	ADULT TARGET WEIGHT			
	2 kg	5 kg	7 kg	10 kg
2	49	93	113	146
4	56	110	141	183
6	48	100	141	185
10	39	78	100	133
11	MINI ADULT*			131



*Subject to product availability

OR	MIX: KIBBLE + WET			
	2 kg	5 kg	7 kg	10 kg
1 Pouch 85 g Puppy Mini Chunks in gravy*	28	72	92	126
	35	89	120	162
	27	79	120	164
	18	57	80	112
	MINI ADULT*			110

ANALYTICAL CONSTITUENTS

Moisture	9.5%
Protein	31%
Fat content	20%
Crude fiber	1.4%
Crude ash	8%
NFE	30.1%

AMINO ACIDS (Total)

Taurine (%)	0.48
-------------	------

MINERALS (Total)

Calcium (%)	1.34	Potassium (%)	0.65
Phosphorus (%)	1.02	Magnesium (%)	0.07
Sodium (%)	0.4	Copper (mg/kg)	15
Chloride (%)	0.76	Zinc (mg/kg)	170

VITAMINS (Total)

Vit. A (IU/kg)	23000	Vit. C (mg/kg)	400
Vit. D3 (IU/kg)	1000	Vit. E (mg/kg)	500

OTHER GUARANTEES (Total)

Dietary fiber (%)	6.5	EPA + DHA (%)	0.32
Omega 6 (%)	4.05	L-carnitine (mg/kg)	0
Omega 3 (%)	0.78	Glucosamine + Chondroitin (mg/kg)	0
DHA (%)	0.17		

CALCULATED METABOLISABLE ENERGY (Total)

Energy_NRC 85 (kcal/kg)	3839	Energy_NRC 2006 (CF) (kcal/kg)	4072
-------------------------	------	--------------------------------	------

PUPPY MINI

3

STAGE

For small dogs. Adult weight up to 10 kg
From 2 to 10 months old



[Available in 85g,
12 x 85g]



SOFT TEXTURE FOR BABY TEETH

Perfect chunk size, texture & taste for growing small breed puppies.



STRONG IMMUNE SYSTEM

Supports the development of the puppy's healthy immune system with the inclusion of a scientifically proven complex, including vitamins E and C.



BRAIN DEVELOPMENT

Enriched with an omega-3 fatty acid (DHA) which is scientifically proven to support the puppy's brain development and promote learning during early puppy training.

INGREDIENTS

Composition: Meat and animal derivatives, oils and fats, cereals, derivatives of vegetable origin, minerals, yeasts.

Additives: Nutritional additives: Vitamin D3: 140 IU, Iron (3b103): 5 mg, Iodine (3b202): 0.3 mg, Copper (3b405, 3b406): 2.4 mg, Manganese (3b502, 3b503, 3b504): 1.5 mg, Zinc (3b603, 3b605, 3b606): 15 mg - Technological additives: Clinoptilolite of sedimentary origin: 2 g.

FEEDING GUIDELINES



FEEDING INSTRUCTIONS

AGE MONTHS	Pouch only			OR	Kibble* + Pouch		
	ADULT WEIGHT	ADULT WEIGHT	ADULT WEIGHT		ADULT WEIGHT	ADULT WEIGHT	ADULT WEIGHT
	2 kg	5 kg	10 kg		2 kg	5 kg	10 kg
2	2 + 1/2	4 + 1/2	7	 Pouch 85 g Puppy Mini Chunks in Gravy	28 g	72 g	126 g
4	2 + 1/2	5 + 1/2	9		35 g	89 g	162 g
6	2 + 1/2	5	9		27 g	79 g	164 g
8	2	4	7 + 1/2		19 g	59 g	129 g
10	2	4	6 + 1/2		18 g	57 g	112 g

Metabolisable energy: 946 kcal/kg

*ROYAL CANIN® PUPPY MINI

ANALYTICAL CONSTITUENTS

Moisture	79.2%
Protein	8%
Fat content	6%
Crude fiber	1%
Crude ash	1.9%
NFE	3.9%

AMINO ACIDS (Total)

Taurine (%)	0.12
-------------	------

MINERALS (Total)

Calcium (%)	0.33	Potassium (%)	0.15
Phosphorus (%)	0.25	Magnesium (%)	0.015
Sodium (%)	0.16	Copper (mg/kg)	3.8
Chloride (%)	0.19	Zinc (mg/kg)	25

VITAMINS (Total)

Vit. A (IU/kg)	11700	Vit. C (mg/kg)	100
Vit. D3 (IU/kg)	130	Vit. E (mg/kg)	150

OTHER GUARANTEES (Total)

Dietary fiber (%)	1.8	EPA + DHA (%)	0.1
Omega 6 (%)	2	L-carnitine (mg/kg)	0
Omega 3 (%)	0.2	Glucosamine + Chondroitin (mg/kg)	0
DHA (%)	0.05		

CALCULATED METABOLISABLE ENERGY (Total)

Energy_NRC 85 (kcal/kg)	927	Energy_NRC 2006 (CF) (kcal/kg)	946
-------------------------	-----	--------------------------------	-----

SIZE
S
UP TO 10 KG

mini
adult

For adult small breed dogs (up to 10 kg)
Over 10 months old



Also in
Wet

ENHANCED PALATABILITY
Satisfies appetites
with exclusive aromas.



[Available in
2kg, 8kg]

INGREDIENTS

Composition: Dehydrated poultry proteins, wheat flour, maize flour, animal fats, maize, wheat gluten, barley, maize gluten, wheat, hydrolysed animal proteins, minerals, beet pulp, soya oil, yeasts products, fructo-oligosaccharides, fish oil, algal oil Schizochytrium sp.

Nutritional additives: Vitamin A: 15700 IU, Vitamin D3: 1000 IU, Iron (3b103): 36 mg, Iodine (3b201, 3b202): 3,6 mg, Copper (3b405, 3b406): 11 mg, Manganese (3b502, 3b504): 47 mg, Zinc (3b603, 3b605, 3b606): 133 mg, Selenium (3b801, 3b811, 3b812): 0,09 mg - Preservatives - Antioxidants.

FEEDING GUIDELINES

		KIBBLE ONLY				
		DOG'S WEIGHT				
DOG'S ACTIVITY		2 kg	4 kg	6 kg	8 kg	10 kg
		grams per day	grams per day	grams per day	grams per day	grams per day
	-	41	69	93	116	137
	+	47	80	108	134	158
	++	54	90	122	152	180

Always keep fresh drinking water available

24H

OR

		MIX: KIBBLE + WET				
		DOG'S WEIGHT				
		2 kg	4 kg	6 kg	8 kg	10 kg
		grams per day	grams per day	grams per day	grams per day	grams per day
1 Pouch 85 g Mini Adult Morsels in gravy*		21	49	73	95	116
	+	27	59	88	114	138
		34	70	102	132	160

*Subject to product availability

Metabolisable energy: 3912 kcal/kg

= 240 ml = 96 g

ANALYTICAL CONSTITUENTS

Moisture	9.5%
Protein	27%
Fat content	16%
Crude fiber	1.3%
Crude ash	6.8%
NFE*	39.4%

AMINO ACIDS (Total)

Taurine (%) 0.08

MINERALS (Total)

Calcium (%)	1.2	Potassium (%)	0.7
Phosphorus (%)	0.9	Magnesium (%)	0.09
Sodium (%)	0.5	Copper (mg/kg)	17
Chloride (%)	0.94	Zinc (mg/kg)	170

VITAMINS (Total)

Vitamin A (IU/kg)	17100	Vitamin C - Ascorbic acid* (mg/kg)	120
Vitamin D (IU/kg)	1000		

OTHER GUARANTEES (Total)

Total Dietary fiber (%)	7	EPA + DHA (%)	0.16
Omega-6 fatty acids* (%)	3.1	Chondroitin sulfate* + glucosamine (mg/kg)	-
Omega-3 fatty acids* (%)	0.48	L-carnitine (mg/kg)	-

CALCULATED METABOLISABLE ENERGY (Total)

NRC 2006 TDF (kcal/kg)	3925	NRC 2006 CF (kcal/kg)	3920
------------------------	------	-----------------------	------

*Not recognized as an essential nutrient by the AAFCO Dog Food Nutrient Profiles.

mini adult For adult small breed dogs (up to 10 kg)

DOG



INCREDIBLE IN EVERY DETAIL

SIZE
S
UP TO 10 KG

mini
adult

For adult small breed dogs (up to 10 kg)
From 10 months to 8 years old



Morsels in gravy



[Available in pouch 85g,
pouch box 12x85g]

INGREDIENTS

Composition: Meat and animal derivatives, cereals, oils and fats, derivatives of vegetable origin, minerals, yeasts.

Nutritional additives: Vitamin D3: 160 IU, Vitamin C: 30 mg, Iron (3b103): 9 mg, Iodine (3b202): 0.23 mg, Copper (3b405, 3b406): 1.9 mg, Manganese (3b502, 3b503, 3b504): 2.8 mg, Zinc (3b603, 3b605, 3b606): 28 mg - Technological additives: Clinoptilolite of sedimentary origin: 2 g.

FEEDING GUIDELINES

24H FEEDING INSTRUCTIONS

DOG'S WEIGHT	Pouch only
2 kg	2+1/2
4 kg	4
5 kg	4+1/2
6 kg	5+1/2
8 kg	6+1/2
10 kg	8

Metabolisable energy: 867 kcal/kg

1 Pouch + 1 Kibble*	Weight
1 Pouch + 1 Kibble*	27 g
1 Pouch + 1 Kibble*	59 g
1 Pouch + 1 Kibble*	74 g
1 Pouch + 1 Kibble*	87 g
1 Pouch + 1 Kibble*	113 g
1 Pouch + 1 Kibble*	138 g

* Royal Canin® "Mini Adult"

ANALYTICAL CONSTITUENTS

Moisture	81.1%
Protein	7.6%
Fat content	5.2%
Crude fiber	0.8%
Crude ash	1.5%
NFE*	3.8%

AMINO ACIDS (Total)

Taurine (%)	0.02
-------------	------

MINERALS (Total)

Calcium (%)	0.21	Potassium (%)	0.16
Phosphorus (%)	0.16	Magnesium (%)	0.02
Sodium (%)	0.14	Copper (mg/kg)	3
Chloride (%)	0.19	Zinc (mg/kg)	39

VITAMINS (Total)

Vitamin A (IU/kg)	5500	Vitamin C - Ascorbic acid* (mg/kg)	30
Vitamin D (IU/kg)	190		

OTHER GUARANTEES (Total)

Total Dietary fiber (%)	1.2	EPA + DHA (%)	0.04
Omega-6 fatty acids* (%)	1.9	Chondroitin sulfate* + glucosamine (mg/kg)	-
Omega-3 fatty acids* (%)	0.08	L-carnitine (mg/kg)	-

CALCULATED METABOLISABLE ENERGY (Total)

NRC 2006 TDF (kcal/kg)	927	NRC 2006 CF (kcal/kg)	867
------------------------	-----	-----------------------	-----

*Not recognized as an essential nutrient by the AAFCO Dog Food Nutrient Profiles.

WEIGHT MAINTENANCE

Helps maintain dogs' ideal weight by perfectly meeting their specific energy needs through an adapted calorie content.

STRONG & HEALTHY BONES

Helps maintain healthy bones with an appropriate balance of nutrients.

OPTIMAL HEALTH SUPPORT

Contains vitamins and highly digestible nutrients for maximal absorption.

SIZE
S
UP TO 10 KG

mini
adult 8+

For mature small breed dogs (up to 10 kg)
Over 8 years old



ENHANCED PALATABILITY
Satisfies appetites with exclusive aromas.



[Available in
2kg, 8kg]



WEIGHT MAINTENANCE

Helps maintain dogs' ideal weight by perfectly meeting their specific energy needs through an adapted calorie content.



STRONG & HEALTHY BONES

Helps maintain healthy bones with an appropriate balance of nutrients.



OPTIMAL VITALITY SUPPORT

Helps maintain vitality thanks to a complex of vitamins.

INGREDIENTS

Composition: Dehydrated poultry proteins, maize, rice, wheat flour, animal fats, wheat gluten, maize gluten, maize flour, wheat, hydrolysed animal proteins, beet pulp, minerals, soya oil, yeasts products, fish oil, fructo-oligosaccharides, algal oil Schizochytrium sp.

Nutritional additives: Vitamin A: 21800 IU, Vitamin D3: 1000 IU, Iron (3b103): 38 mg, Iodine (3b201, 3b202): 3,8 mg, Copper (3b405, 3b406): 12 mg, Manganese (3b502, 3b504): 50 mg, Zinc (3b603, 3b605, 3b606): 134 mg, Selenium (3b801, 3b811, 3b812): 0,1 mg - Preservatives - Antioxidants.

FEEDING GUIDELINES

24H		KIBBLE ONLY				
		DOG'S WEIGHT				
DOG'S ACTIVITY		2 kg	4 kg	6 kg	8 kg	10 kg
	grams per day	grams per day	grams per day	grams per day	grams per day	
	41	68	93	115	136	
	47	79	107	133	158	
	54	90	122	152	179	

Always keep fresh drinking water available

Metabolisable energy: 3923 kcal/kg

OR

MIX: KIBBLE + WET		DOG'S WEIGHT				
		2 kg	4 kg	6 kg	8 kg	10 kg
1 Pouch 85 g Mini Ageing Chunks in gravy*	grams per day	grams per day	grams per day	grams per day	grams per day	
	20	48	72	95	116	
	27	59	87	113	137	
	33	70	102	131	159	

*Subject to product availability

ANALYTICAL CONSTITUENTS

Moisture	9.5%
Protein	27%
Fat content	16%
Crude fiber	1.5%
Crude ash	6.3%
NFE*	39.7%

AMINO ACIDS (Total)

Taurine (%)	0.08
-------------	------

MINERALS (Total)

Calcium (%)	1.1	Potassium (%)	0.69
Phosphorus (%)	0.75	Magnesium (%)	0.09
Sodium (%)	0.5	Copper (mg/kg)	17
Chloride (%)	0.95	Zinc (mg/kg)	170

VITAMINS (Total)

Vitamin A (IU/kg)	23200	Vitamin C - Ascorbic acid* (mg/kg)	180
Vitamin D (IU/kg)	1000		

OTHER GUARANTEES (Total)

Total Dietary fiber (%)	7.2	EPA + DHA (%)	0.36
Omega-6 fatty acids* (%)	3.05	Chondroitin sulfate* + glucosamine (mg/kg)	-
Omega-3 fatty acids* (%)	0.71	L-carnitine (mg/kg)	-

CALCULATED METABOLISABLE ENERGY (Total)

NRC 2006 TDF (kcal/kg)	3933	NRC 2006 CF (kcal/kg)	3923
------------------------	------	-----------------------	------

*Not recognized as an essential nutrient by the AAFCO Dog Food Nutrient Profiles.

SIZE
S
UP TO 10 KG

mini
ageing 12+

For senior small breed dogs (up to 10 kg)
Over 12 years old



ENHANCED PALATABILITY
Satisfies appetites with exclusive aromas.



[Available in
1.5kg]

INGREDIENTS

Composition: Maize, dehydrated poultry proteins, rice, wheat flour, animal fats, wheat gluten, maize gluten, hydrolysed animal proteins, wheat, barley, beet pulp, minerals, fish oil, soya oil, yeasts products, fructo-oligosaccharides, algal oil Schizochytrium sp. (source of EPA and DHA), yeasts (source of manno-oligosaccharides), marigold meal.

Nutritional additives: Vitamin A: 21900 IU, Vitamin D3: 1000 IU, Iron (3b103): 37 mg, Iodine (3b201, 3b202): 3,7 mg, Copper (3b405, 3b406): 11 mg, Manganese (3b502, 3b504): 48 mg, Zinc (3b603, 3b605, 3b606): 136 mg, Selenium (3b801, 3b811, 3b812): 0,09 mg - Preservatives - Antioxidants.

FEEDING GUIDELINES

24H		KIBBLE ONLY				
		DOG'S WEIGHT				
DOG'S ACTIVITY		2 kg	4 kg	6 kg	8 kg	10 kg
		grams per day	grams per day	grams per day	grams per day	grams per day
		41	70	94	117	139
		48	81	109	136	161
		55	92	124	154	182

Always keep fresh drinking water available

Metabolisable energy: 3854 kcal/kg

= 240 ml = 89 g

OR

		MIX: KIBBLE + WET				
		DOG'S WEIGHT				
	1 Pouch 85 g Mini Ageing Chunks in gravy*	2 kg	4 kg	6 kg	8 kg	10 kg
		grams per day	grams per day	grams per day	grams per day	grams per day
		21	49	74	96	118
		27	60	89	115	140
		34	71	103	133	162

*Subject to product availability

ANALYTICAL CONSTITUENTS

Moisture	9.5%
Protein	26%
Fat content	14%
Crude fiber	1.5%
Crude ash	5.5%
NFE*	43.5%

AMINO ACIDS (Total)

Taurine (%)	0.14
-------------	------

MINERALS (Total)

Calcium (%)	0.9	Potassium (%)	0.69
Phosphorus (%)	0.6	Magnesium (%)	0.1
Sodium (%)	0.5	Copper (mg/kg)	17
Chloride (%)	0.94	Zinc (mg/kg)	170

VITAMINS (Total)

Vitamin A (IU/kg)	23400	Vitamin C - Ascorbic acid* (mg/kg)	300
Vitamin D (IU/kg)	1000		

OTHER GUARANTEES (Total)

Total Dietary fiber (%)	7.5	EPA + DHA (%)	0.43
Omega-6 fatty acids* (%)	2.89	Chondroitin sulfate* + glucosamine (mg/kg)	-
Omega-3 fatty acids* (%)	0.76	L-carnitine (mg/kg)	-

CALCULATED METABOLISABLE ENERGY (Total)

NRC 2006 TDF (kcal/kg)	3849	NRC 2006 CF (kcal/kg)	3854
------------------------	------	-----------------------	------

*Not recognized as an essential nutrient by the AAFCO Dog Food Nutrient Profiles.

WEIGHT MAINTENANCE

Helps maintain dogs' ideal weight by perfectly meeting their specific energy needs through an adapted calorie content.

STRONG & HEALTHY BONES

Helps maintain healthy bones with an appropriate balance of nutrients.

LIFELONG VITALITY SUPPORT

Enriched with essential nutrients (EPA, DHA and vitamins) to enjoy a lifelong vitality.

SIZE
S
UP TO 10 KG

mini
ageing

For mature and senior small breed dogs (up to 10 kg)
Over 8 years old



Chunks in gravy



[Available in pouch 85g,
pouch box 12x85g]

INGREDIENTS

Composition: Meat and animal derivatives, cereals, vegetable protein extracts, oils and fats, derivatives of vegetable origin, minerals, yeasts.

Nutritional additives: Vitamin D3: 180 IU, Vitamin C: 70 mg, Iron (3b103): 9 mg, Iodine (3b202): 0.23 mg, Copper (3b405, 3b406): 1.8 mg, Manganese (3b502, 3b503, 3b504): 2.8 mg, Zinc (3b603, 3b605, 3b606): 28 mg - Technological additives: Clinoptilolite of sedimentary origin: 2 g.

FEEDING GUIDELINES

24H FEEDING INSTRUCTIONS

DOG'S WEIGHT	Pouch only
2 kg	2+1/2
4 kg	4
5 kg	4+1/2
6 kg	5
8 kg	6+1/2
10 kg	7+1/2

Metabolisable energy: 886 kcal/kg

1 Pouch + Kibble*	Weight
1 Pouch + Kibble*	27 g
1 Pouch + Kibble*	60 g
1 Pouch + Kibble*	75 g
1 Pouch + Kibble*	89 g
1 Pouch + Kibble*	115 g
1 Pouch + Kibble*	140 g

* Royal Canin® "Mini Adult 8+" or "Mini Ageing 12+"

ANALYTICAL CONSTITUENTS

Moisture	80.3%
Protein	8%
Fat content	5.1%
Crude fiber	0.9%
Crude ash	1.5%
NFE*	4.2%

AMINO ACIDS (Total)

Taurine (%)	0.04
-------------	------

MINERALS (Total)

Calcium (%)	0.19	Potassium (%)	0.2
Phosphorus (%)	0.15	Magnesium (%)	0.02
Sodium (%)	0.09	Copper (mg/kg)	3
Chloride (%)	0.19	Zinc (mg/kg)	39

VITAMINS (Total)

Vitamin A (IU/kg)	5700	Vitamin C - Ascorbic acid* (mg/kg)	70
Vitamin D (IU/kg)	200		

OTHER GUARANTEES (Total)

Total Dietary fiber (%)	1.4	EPA + DHA (%)	0.12
Omega-6 fatty acids* (%)	1.6	Chondroitin sulfate* + glucosamine (mg/kg)	-
Omega-3 fatty acids* (%)	0.18	L-carnitine (mg/kg)	-

CALCULATED METABOLISABLE ENERGY (Total)

NRC 2006 TDF (kcal/kg)	946	NRC 2006 CF (kcal/kg)	886
------------------------	-----	-----------------------	-----

*Not recognized as an essential nutrient by the AAFCO Dog Food Nutrient Profiles.

WEIGHT MAINTENANCE

Helps maintain dogs' ideal weight by perfectly meeting their specific energy needs through an adapted calorie content.

STRONG & HEALTHY BONES

Helps maintain healthy bones with an appropriate balance of nutrients.

LIFELONG VITALITY SUPPORT

Enriched with essential nutrients (EPA, DHA and vitamins) to enjoy a lifelong vitality.



MEDIUM For dogs 11 to 25 kg

MILK & STARTER MOUSSE



MEDIUM-SIZED DOGS NEED A BIG COMMITMENT

Medium-sized dogs that weigh between 11 and 25 kg as an adult belong to the versatile group known for their balanced, “medium” size. These dogs are a perfect fit for various living environments, from spacious homes to moderate-sized apartments. With their adaptable nature, they can thrive in both active and relatively calm lifestyles, requiring regular exercise to maintain their well-being

Similar to their larger and smaller counterparts, medium-sized dog breeds exhibit a diverse array of appearances, traits, and personalities. Despite their moderate stature, many possess remarkable endurance and can bring companionship and joy to their owners for over a decade, with lifespans often exceeding 10 years.

Medium dogs have **specific characteristics**



HIGH ENERGY NEEDS

Medium-sized dogs often have high energy needs and require regular exercise to support their health and wellbeing. With their energetic nature, these dogs thrive on activities like long walks, interactive play sessions, and even structured training exercises to help them expend their abundant energy and prevent boredom.



SUSCEPTIBLE TO JOINT STRAIN

Due to their size and energy levels, medium-sized dogs can be susceptible to joint strain. That's why it's important to provide them with appropriate activities and help them avoid excessive impact or strenuous exercise to reduce the likelihood of joint strain and support long-term joint health.



EXPOSURE TO ENVIRONMENTAL FACTORS

Medium-sized dogs are often exposed to various environmental factors that can affect their natural defences. Factors such as temperature extremes, pollutants, allergens and parasites can impact their immune system and overall health. Providing a safe and clean living environment, regular veterinary check-ups, proper nutrition, and preventative measures like vaccinations and parasite control can help support their immune system and strengthen their natural defences.



STARTER MEDIUM

Mother & Babydog

2

STAGE



Available in 4kg



MOTHER & BABYDOG'S HEALTH SUPPORT

MEDIUM STARTER is a unique nutritional solution which is adapted to the mother's high energy needs at the end of gestation and during lactation for the nursing puppies' optimal growth.



STRONG IMMUNE SYSTEM

Supports the development of the puppy's healthy immune system with the inclusion of a scientifically proven complex, including vitamins E and C.



MICROBIOME SUPPORT

Combination of prebiotics (MOS) & highly digestible proteins to help promote a healthy balance of intestinal microbiota for digestive health.

For medium dogs. Adult weight between 11 and 25 kg
Bitch during gestation and lactation - Weaning puppies up to 2 months old

INGREDIENTS

Composition: Dehydrated poultry protein, rice, animal fats, wheat gluten*, maize, beet pulp, hydrolysed animal proteins, minerals, soya oil, fish oil, fructo-oligo-saccharides, hydrolysed yeast (source of manno-oligo-saccharides and betaglacans) (0.30%), algal oil Schizochytrium sp. (source of DHA), butyric acid salt, marigold meal.

Additives: Nutritional additives: Vitamin A: 18500 IU, Vitamin D3: 1200 IU, Iron (3b103): 40 mg, Iodine (3b201, 3b202): 4 mg, Copper (3b405, 3b406): 12 mg, Manganese (3b502, 3b504): 52 mg, Zinc (3b603, 3b605, 3b606): 131 mg, Selenium (3b801, 3b811, 3b812): 0.07 mg - Technological additives: Clinoptilolite of sedimentary origin: 10 g - Preservatives - Antioxidants.

* L.I.P.: protein selected for its very high digestibility.

FEEDING GUIDELINES

ADULT TARGET WEIGHT	WEANING PUPPY					
	KIBBLE ONLY			MIX: KIBBLE + WET		
	AGE IN WEEKS	grams per day	grams per day	AGE IN WEEKS	grams per day	grams per day
11 kg	0 - 3	43	133	3 - 6	0	85
14 kg	3 - 6	73	170	6 - 8	24	83
20 kg	6 - 8	120	210		41	161
25 kg		138	253		89	204

Can 195 g Starter Mother & Babydog Ultra soft mousse*

Lactating mother → **AD LIBITUM**

Always keep fresh drinking water available

Metabolisable energy: 4216 kcal/kg

*Subject to product availability

MOTHER WEIGHT	GESTATING MOTHER					
	KIBBLE ONLY			MIX: KIBBLE + WET		
	GESTATION IN WEEKS	grams per day	grams per day	GESTATION IN WEEKS	grams per day	grams per day
11 kg	6	173	205	6	124	156
14 kg	8	208	245	8	159	197
20 kg		271	321		223	272
25 kg		321	379		272	330

Can 195 g Starter Mother & Babydog Ultra soft mousse*

ANALYTICAL CONSTITUENTS

Moisture	8%
Protein	30%
Fat content	22%
Crude fiber	1.3%
Crude ash	8.3%
NFE	30.4%

AMINO ACIDS (Total)

Taurine (%)	0.5
-------------	-----

MINERALS (Total)

Calcium (%)	1.44	Potassium (%)	0.8
Phosphorus (%)	1.1	Magnesium (%)	0.08
Sodium (%)	0.4	Copper (mg/kg)	17
Chloride (%)	1.04	Zinc (mg/kg)	170

VITAMINS (Total)

Vit. A (IU/kg)	20000	Vit. C (mg/kg)	400
Vit. D3 (IU/kg)	1200	Vit. E (mg/kg)	500

OTHER GUARANTEES (Total)

Dietary fiber (%)	6.5	EPA + DHA (%)	0.39
Omega 6 (%)	4.47	L-carnitine (mg/kg)	0
Omega 3 (%)	0.9	Glucosamine + Chondroitin (mg/kg)	0
DHA (%)	0.2		

CALCULATED METABOLISABLE ENERGY (Total)

Energy_NRC 85 (kcal/kg)	3984	Energy_NRC 2006 (CF) (kcal/kg)	4216
-------------------------	------	--------------------------------	------

PUPPY

MEDIUM
3
STAGE

 Available in
4kg, 15kg


STRONG IMMUNE SYSTEM

Supports the development of the puppy's healthy immune system with the inclusion of a scientifically proven complex, including vitamins E and C.



BRAIN DEVELOPMENT

Enriched with an omega-3 fatty acid (DHA) which is scientifically proven to support the puppy's brain development and promote learning during early puppy training.



MICROBIOME SUPPORT

Combination of prebiotics (MOS) & highly digestible proteins to help promote a healthy balance of intestinal microbiota for digestive health.

For medium dogs. Adult weight from 11 to 25 kg
From 2 to 12 months old

INGREDIENTS

Composition: Dehydrated poultry protein, animal fats, maize, wheat gluten*, beet pulp, wheat flour, maize gluten, hydrolysed animal proteins, maize flour, rice, wheat, minerals, soya oil, yeasts products, fish oil, fructo-oligo-saccharides, hydrolysed yeast (source of manno-oligo-saccharides and betagluglucans) (0.29%), algal oil Schizochytrium sp. (source of DHA), Yucca Schidigera juice, marigold meal.

Additives: Nutritional additives: Vitamin A: 15500 IU, Vitamin D3: 1000 IU, Iron (3b103): 37 mg, Iodine (3b201, 3b202): 3.8 mg, Copper (3b405, 3b406): 12 mg, Manganese (3b502, 3b504): 49 mg, Zinc (3b603, 3b605, 3b606): 130 mg, Selenium (3b801, 3b811, 3b812): 0.06 mg - Technological additives: Clinoptilolite of sedimentary origin: 10 g - Preservatives - Antioxidants.

* L.I.P.: protein selected for its very high digestibility.

FEEDING GUIDELINES

24H		KIBBLE ONLY				Always keep fresh drinking water available	
		ADULT TARGET WEIGHT					
AGE IN MONTHS		11 kg	14 kg	20 kg	25 kg	2 > 5 months	6 > 12 months
		grams per day	grams per day	grams per day	grams per day		
2		154	183	232	243		
6		196	235	308	365		
10		140	169	222	263		
12				218	260		
13					258		
		MEDIUM ADULT*				Metabolisable energy: 4125 kcal/kg	
						= 240 ml = 101 g	
						*Subject to product availability	
OR		MIX: KIBBLE + WET					
		ADULT TARGET WEIGHT					
1 Pouch 140 g Puppy Medium Chunks in gravy*		11 kg	14 kg	20 kg	25 kg		
		grams per day	grams per day	grams per day	grams per day		
		119	148	197	208		
		160	200	273	329		
		105	133	186	228		
				182	224		
					222		
		MEDIUM ADULT*					

ANALYTICAL CONSTITUENTS

Moisture	8.0%
Protein	32%
Fat content	20.4%
Crude fiber	1.6%
Crude ash	8.3%
NFE	30.1%

AMINO ACIDS (Total)

Taurine (%)	0.49
-------------	------

MINERALS (Total)

Calcium (%)	1.41	Potassium (%)	0.6
Phosphorus (%)	1.07	Magnesium (%)	0.07
Sodium (%)	0.4	Copper (mg/kg)	15
Chloride (%)	0,9	Zinc (mg/kg)	170

VITAMINS (Total)

Vit. A (IU/kg)	17500	Vit. C (mg/kg)	400
Vit. D3 (IU/kg)	1000	Vit. E (mg/kg)	510

OTHER GUARANTEES (Total)

Dietary fiber (%)	7.7	EPA + DHA (%)	0.32
Omega 6 (%)	3.82	L-carnitine (mg/kg)	0
Omega 3 (%)	0.74	Glucosamine + Chondroitin (mg/kg)	0
DHA (%)	0.18		

CALCULATED METABOLISABLE ENERGY (Total)

Energy_NRC 85 (kcal/kg)	3894	Energy_NRC 2006 (CF) (kcal/kg)	4125
-------------------------	------	--------------------------------	------

PUPPY MEDIUM

3

STAGE

For medium dogs. Adult weight from 11 to 25 kg
From 2 to 12 months old



[Available in 140g,
10 x 140g]



SOFT TEXTURE FOR BABY TEETH

Perfect chunk size, texture & taste for growing medium breed puppies.



STRONG IMMUNE SYSTEM

Supports the development of the puppy's healthy immune system with the inclusion of a scientifically proven complex, including vitamins E and C.



BRAIN DEVELOPMENT

Enriched with an omega-3 fatty acid (DHA) which is scientifically proven to support the puppy's brain development and promote learning during early puppy training.

INGREDIENTS

Composition: Meat and animal derivatives, oils and fats, cereals, vegetable protein extracts, minerals, derivatives of vegetable origin, yeasts.

Additives: Nutritional additives: Vitamin D3: 150 IU, Iron (3b103): 6 mg, Iodine (3b202): 0.34 mg, Copper (3b405, 3b406): 2.7 mg, Manganese (3b502, 3b503, 3b504): 1.9 mg, Zinc (3b603, 3b605, 3b606): 19 mg - Technological additives: Clinoptilolite of sedimentary origin: 2 g.

FEEDING GUIDELINES

24H FEEDING INSTRUCTIONS

OR

AGE MONTHS	Pouch only			OR	Kibble* + Pouch		
	12 kg	18 kg	24 kg		12 kg	18 kg	24 kg
2	4 + 1/2	6	7	Pouch 140 g Puppy Medium Chunks in gravy	128 g	181 g	205 g
4	6	8	9		170 g	242 g	284 g
8	5	7	9		134 g	211 g	283 g
10	4 + 1/2	6	7 + 1/2		114 g	169 g	220 g
11	4	6	7		113 g	167 g	218 g

Metabolisable energy: 975 kcal/kg *ROYAL CANIN® PUPPY MEDIUM

ANALYTICAL CONSTITUENTS

Moisture	78.4%
Protein	8.4%
Fat content	6%
Crude fiber	1%
Crude ash	2%
NFE	4.3%

AMINO ACIDS (Total)

Taurine (%)	0.12
-------------	------

MINERALS (Total)

Calcium (%)	0.35	Potassium (%)	0.17
Phosphorus (%)	0.27	Magnesium (%)	0.019
Sodium (%)	0.18	Copper (mg/kg)	4.2
Chloride (%)	0.23	Zinc (mg/kg)	29

VITAMINS (Total)

Vit. A (IU/kg)	8000	Vit. C (mg/kg)	95
Vit. D3 (IU/kg)	145	Vit. E (mg/kg)	160

OTHER GUARANTEES (Total)

Dietary fiber (%)	1.5	EPA + DHA (%)	0.11
Omega 6 (%)	2.3	L-carnitine (mg/kg)	0
Omega 3 (%)	0.19	Glucosamine + Chondroitin (mg/kg)	0
DHA (%)	0.05		

CALCULATED METABOLISABLE ENERGY (Total)

Energy_NRC 85 (kcal/kg)	951	Energy_NRC 2006 (CF) (kcal/kg)	975
-------------------------	-----	--------------------------------	-----

SIZE
M
FROM 11 TO 25 KG


medium
adult

For adult medium breed dogs (from 11 to 25 kg)
Over 12 months old



Also in
Wet

**ADAPTED
KIBBLE SIZE**
Adapted to encourage
chewing.



[Available in
4kg, 10kg, 15kg]

INGREDIENTS

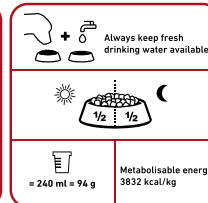
Composition: Dehydrated poultry proteins, wheat, maize flour, wheat flour, maize, animal fats, barley, hydrolysed animal proteins, maize gluten, wheat gluten, beet pulp, minerals, soya oil, yeasts products, fish oil, yeasts (source of manno-oligosaccharides), algal oil Schizochytrium sp.

Nutritional additives: Vitamin A: 14200 IU, Vitamin D3: 900 IU, Vitamin C: 120 mg, Vitamin E: 500 mg, Iron (3b103): 36 mg, Iodine (3b201, 3b202): 3,6 mg, Copper (3b405, 3b406): 11 mg, Manganese (3b502, 3b504): 46 mg, Zinc (3b603, 3b605, 3b606): 129 mg, Selenium (3b801, 3b811, 3b812): 0,09 mg - Preservatives - Antioxidants.

FEEDING GUIDELINES

24H

DOG'S ACTIVITY	KIBBLE ONLY				
	11 kg	14 kg	16 kg	20 kg	25 kg
	grams per day	grams per day	grams per day	grams per day	grams per day
	150	179	198	234	277
	173	208	230	271	321
	197	236	261	309	365



OR

1 Pouch	Kibble*
	139 g
	174 g
	196 g
	238 g
	268 g
	287 g

* Royal Canin® Medium Adult®

ANALYTICAL CONSTITUENTS

Moisture	9.5%
Protein	25%
Fat content	14%
Crude fiber	1.4%
Crude ash	6.2%
NFE*	43.9%

AMINO ACIDS (Total)

Taurine (%)	0.1
-------------	-----

MINERALS (Total)

Calcium (%)	1.2	Potassium (%)	0.7
Phosphorus (%)	0.8	Magnesium (%)	0.09
Sodium (%)	0.4	Copper (mg/kg)	17
Chloride (%)	0.75	Zinc (mg/kg)	170

VITAMINS (Total)

Vitamin A (IU/kg)	15200	Vitamin C - Ascorbic acid* (mg/kg)	120
Vitamin D (IU/kg)	900		

OTHER GUARANTEES (Total)

Total Dietary fiber (%)	7	EPA + DHA (%)	0.16
Omega-6 fatty acids* (%)	2.59	Chondroitin sulfate* + glucosamine (mg/kg)	-
Omega-3 fatty acids* (%)	0.43	L-carnitine (mg/kg)	-

CALCULATED METABOLISABLE ENERGY (Total)

NRC 2006 TDF (kcal/kg)	3844	NRC 2006 CF (kcal/kg)	3832
------------------------	------	-----------------------	------

*Not recognized as an essential nutrient by the AAFCO Dog Food Nutrient Profiles.



MUSCLE MASS SUPPORT

Contributes to maintaining muscle mass with an adapted high-quality protein content.



NATURAL DEFENCES

Helps support dogs' natural defences, thanks particularly to a vitamin blend (including vitamins C and E) and prebiotics.



OPTIMAL HEALTH SUPPORT

Contains vitamins and highly digestible nutrients for maximal absorption.

medium adult For adult medium breed dogs (from 11 to 25 kg)



SIZE
M
FROM 11 TO 25 KG

medium
adult

For adult medium breed dogs (from 11 to 25 kg)
From 12 months to 7 years old



Chunks in gravy



[Available in pouch 140g,
pouch box 10x140g]

INGREDIENTS

Composition: Meat and animal derivatives, cereals, oils and fats, derivatives of vegetable origin, vegetable protein extracts, minerals, yeasts.

Nutritional additives: Vitamin D3: 160 IU, Vitamin C: 30 mg, Vitamin E: 140 mg, Iron (3b103): 9 mg, Iodine (3b202): 0.22 mg, Copper (3b405, 3b406): 1.8 mg, Manganese (3b502, 3b503, 3b504): 2.8 mg, Zinc (3b603, 3b605, 3b606): 28 mg - Technological additives: Clinoptilolite of sedimentary origin: 2 g.

FEEDING GUIDELINES

24H FEEDING INSTRUCTIONS

DOG'S WEIGHT	Pouch only
11 kg	5
14 kg	6
16 kg	7
20 kg	8
23 kg	9
25 kg	9+1/2

DOG'S WEIGHT	1 Pouch + Kibble*
11 kg	139 g
14 kg	174 g
16 kg	196 g
20 kg	238 g
23 kg	268 g
25 kg	287 g

Metabolisable energy: 864 kcal/kg

* Royal Canin® "Medium Adult"

ANALYTICAL CONSTITUENTS

Moisture	81%
Protein	7.5%
Fat content	5.4%
Crude fiber	0.9%
Crude ash	1.7%
NFE*	3.5%

AMINO ACIDS (Total)

Taurine (%)	0.02
-------------	------

MINERALS (Total)

Calcium (%)	0.23	Potassium (%)	0.2
Phosphorus (%)	0.18	Magnesium (%)	0.02
Sodium (%)	0.15	Copper (mg/kg)	3
Chloride (%)	0.24	Zinc (mg/kg)	38

VITAMINS (Total)

Vitamin A (IU/kg)	5300	Vitamin C - Ascorbic acid* (mg/kg)	30
Vitamin D (IU/kg)	190		

OTHER GUARANTEES (Total)

Total Dietary fiber (%)	1.3	EPA + DHA (%)	0.03
Omega-6 fatty acids* (%)	2.3	Chondroitin sulfate* + glucosamine (mg/kg)	-
Omega-3 fatty acids* (%)	0.07	L-carnitine (mg/kg)	-

CALCULATED METABOLISABLE ENERGY (Total)

NRC 2006 TDF (kcal/kg)	928	NRC 2006 CF (kcal/kg)	864
------------------------	-----	-----------------------	-----

*Not recognized as an essential nutrient by the AAFCO Dog Food Nutrient Profiles.

MUSCLE MASS SUPPORT

Contributes to maintaining muscle mass with an adapted high-quality protein content.

NATURAL DEFENCES

Helps support dogs' natural defences, thanks particularly to a vitamin blend (including vitamins C and E) and prebiotics.

OPTIMAL HEALTH SUPPORT

Contains vitamins and highly digestible nutrients for maximal absorption.

SIZE
M
FROM 11 TO 25 KG

medium
adult 7+

For mature medium breed dogs (from 11 to 25 kg)
Over 7 years old



ADAPTED KIBBLE SIZE

Adapted to encourage chewing.



[Available in 10kg]

INGREDIENTS

Composition: Dehydrated poultry proteins, wheat flour, maize flour, maize, rice, animal fats, wheat, wheat gluten, beet pulp, hydrolysed animal proteins, maize gluten, minerals, soya oil, yeasts products, fish oil, psyllium husks and seeds, fructo-oligosaccharides, algal oil Schizochytrium sp., yeasts (source of manno-oligosaccharides).

Nutritional additives: Vitamin A: 21900 IU, Vitamin D3: 1000 IU, Vitamin C: 200 mg, Vitamin E: 500 mg, Iron (3b103): 37 mg, Iodine (3b201, 3b202): 3,7 mg, Copper (3b405, 3b406): 12 mg, Manganese (3b502, 3b504): 49 mg, Zinc (3b603, 3b605, 3b606): 132 mg, Selenium (3b801, 3b811, 3b812): 0,09 mg - Preservatives - Antioxidants.

FEEDING GUIDELINES

24H		KIBBLE ONLY				
		DOG'S WEIGHT				
DOG'S ACTIVITY		11 kg	14 kg	16 kg	20 kg	25 kg
		grams per day	grams per day	grams per day	grams per day	grams per day
		149	179	198	234	277
		173	207	229	271	320
		197	236	260	308	364

Always keep fresh drinking water available

Metabolisable energy: 3839 kcal/kg

OR

1 Pouch	Kibble*
137 g	
171 g	
193 g	
234 g	
264 g	
283 g	

* Royal Canin® "Medium Adult 7+" or "Medium Ageing 10+"

ANALYTICAL CONSTITUENTS

Moisture	9.5%
Protein	25%
Fat content	14%
Crude fiber	1.6%
Crude ash	5.6%
NFE*	44.3%

AMINO ACIDS (Total)

Taurine (%)	0.08
-------------	------

MINERALS (Total)

Calcium (%)	1	Potassium (%)	0.7
Phosphorus (%)	0.7	Magnesium (%)	0.09
Sodium (%)	0.35	Copper (mg/kg)	17
Chloride (%)	0.81	Zinc (mg/kg)	170

VITAMINS (Total)

Vitamin A (IU/kg)	22900	Vitamin C - Ascorbic acid* (mg/kg)	200
Vitamin D (IU/kg)	1000		

OTHER GUARANTEES (Total)

Total Dietary fiber (%)	7.6	EPA + DHA (%)	0.36
Omega-6 fatty acids* (%)	2.54	Chondroitin sulfate* + glucosamine (mg/kg)	-
Omega-3 fatty acids* (%)	0.66	L-carnitine (mg/kg)	-

CALCULATED METABOLISABLE ENERGY (Total)

NRC 2006 TDF (kcal/kg)	3837	NRC 2006 CF (kcal/kg)	3839
------------------------	------	-----------------------	------

*Not recognized as an essential nutrient by the AAFCO Dog Food Nutrient Profiles.

MUSCLE MASS SUPPORT

Contributes to maintaining muscle mass with an adapted high-quality protein content.

NATURAL DEFENCES

Helps support dogs' natural defences, thanks particularly to a vitamin blend (including vitamins C and E) and prebiotics.

OPTIMAL VITALITY SUPPORT

Helps maintain vitality thanks to a complex of vitamins.

medium adult 7+ For mature medium breed dogs (from 11 to 25 kg)

DOG

SIZE
M
FROM 11 TO 25 KG

medium
ageing

For mature and senior medium breed dogs (from 11 to 25 kg)
Over 7 years old



Chunks in gravy



[Available in pouch 140g,
pouch box 10x140g]

INGREDIENTS

Composition: Meat and animal derivatives, cereals, oils and fats, vegetable protein extracts, derivatives of vegetable origin, minerals, yeasts.

Nutritional additives: Vitamin D3: 170 IU, Vitamin C: 70 mg, Vitamin E: 145 mg, Iron (3b103): 10 mg, Iodine (3b202): 0.22 mg, Copper (3b405, 3b406): 1.7 mg, Manganese (3b502, 3b503, 3b504): 2.9 mg, Zinc (3b603, 3b605, 3b606): 29 mg - Technological additives: Clinoptilolite of sedimentary origin: 2 g.

FEEDING GUIDELINES

24H FEEDING INSTRUCTIONS

DOG'S WEIGHT	Pouch only	OR	Kibble*
11 kg	5		137 g
14 kg	6		171 g
16 kg	6+1/2		193 g
20 kg	8		234 g
23 kg	8+1/2		264 g
25 kg	9		283 g

Metabolisable energy: 902 kcal/kg

* Royal Canin® Medium Adult 7+ or Medium Ageing 10+

ANALYTICAL CONSTITUENTS

Moisture	80.4%
Protein	8.1%
Fat content	5.5%
Crude fiber	0.8%
Crude ash	1.7%
NFE*	3.5%

AMINO ACIDS (Total)

Taurine (%)	0.03
-------------	------

MINERALS (Total)

Calcium (%)	0.2	Potassium (%)	0.2
Phosphorus (%)	0.15	Magnesium (%)	0.02
Sodium (%)	0.17	Copper (mg/kg)	3
Chloride (%)	0.23	Zinc (mg/kg)	40

VITAMINS (Total)

Vitamin A (IU/kg)	5700	Vitamin C - Ascorbic acid* (mg/kg)	70
Vitamin D (IU/kg)	190		

OTHER GUARANTEES (Total)

Total Dietary fiber (%)	1.4	EPA + DHA (%)	0.11
Omega-6 fatty acids* (%)	2	Chondroitin sulfate* + glucosamine (mg/kg)	98
Omega-3 fatty acids* (%)	0.16	L-carnitine (mg/kg)	-

CALCULATED METABOLISABLE ENERGY (Total)

NRC 2006 TDF (kcal/kg)	953	NRC 2006 CF (kcal/kg)	902
------------------------	-----	-----------------------	-----

*Not recognized as an essential nutrient by the AAFCO Dog Food Nutrient Profiles.

MUSCLE MASS SUPPORT



Contributes to maintaining muscle mass with an adapted high-quality protein content.

NATURAL DEFENCES



Helps support dogs' natural defences, thanks particularly to a vitamin blend (including vitamins C and E) and prebiotics.

LIFELONG VITALITY SUPPORT



Enriched with essential nutrients (EPA, DHA and vitamins) to enjoy a lifelong vitality.



LARGE DOGS NEED LOTS OF SUPPORT

Dogs that weigh between 26 and 44 kg as an adult are part of the Maxi family. Known for their substantial size and strength, large dogs make ideal pets for those seeking a robust, energetic companion. These adaptable canines bring boundless joy and endless adventures into the lives of their owners.

Just like their small-breed counterparts, large dog breeds come in a variety of shapes, sizes, and personalities. Despite their size, many of them possess remarkable endurance and can provide years of loyal companionship and joy. Regular exercise is essential to support your large dog's health and wellbeing, so be prepared for lots of playtime and outdoor adventures!

Large dogs have **specific characteristics**



BONE AND JOINT ISSUES

Due to their size and weight, large dogs are vulnerable to bone and joint issues. It's important to provide them with proper nutrition and regular exercise to support their osteoarticular health. Additionally, providing them with comfortable resting areas and avoiding excessive strain on their joints can help minimise the risk of them developing related issues.



SENSITIVE DIGESTION

Large breed dogs tend to digest their food more slowly than small breeds. They also tend to produce stools with a higher moisture content, which can contribute to softer stools. This is why it is crucial to choose a high-quality, easily digestible diet with the correct balance of fibres to ensure their digestive systems stay healthy and produce stools of optimal quality.



COAT CONDITION

Larger breed dogs may be susceptible to various coat condition sensitivities, which can include issues like dryness, allergies, or matting. It's essential to prioritise regular grooming, which involves brushing and bathing, to make sure your dog's coat stays healthy and well-maintained.

STARTER MAXI

Mother & Babydog

2

STAGE

Available in
15kg

MOTHER & BABYDOG'S HEALTH SUPPORT

MAXI STARTER is a unique nutritional solution which is adapted to the mother's high energy needs at the end of gestation and during lactation for the nursing puppies' optimal growth.



STRONG IMMUNE SYSTEM

Supports the development of the puppy's healthy immune system with the inclusion of a scientifically proven complex, including vitamins E and C.



MICROBIOME SUPPORT

Combination of prebiotics (MOS) & highly digestible proteins to help promote a healthy balance of intestinal microbiota for digestive health.

For large dogs. Adult weight between 26 and 44 kg
Bitch during gestation and lactation - Weaning puppies up to 2 months old

INGREDIENTS

Composition: Rice, dehydrated poultry protein, animal fats, wheat gluten*, maize, hydrolysed animal proteins, minerals, beet pulp, soya oil, vegetable fibres, fish oil, psyllium husks and seeds, fructo-oligo-saccharides, hydrolysed yeast (source of manno-oligo-saccharides and betaglucons) (0.30%), algal oil Schizochytrium sp. (source of DHA), butyric acid salt, marigold meal.

Additives: Nutritional additives: Vitamin A: 18500 IU, Vitamin D3: 1200 IU, Iron (3b103): 42 mg, Iodine (3b201, 3b202): 4.2 mg, Copper (3b405, 3b406): 13 mg, Manganese (3b502, 3b504): 55 mg, Zinc (3b603, 3b605, 3b606): 136 mg, Selenium (3b801, 3b811, 3b812): 0.06 mg - Technological additives: Clinoptilolite of sedimentary origin: 10 g - Preservatives - Antioxidants.

* L.I.P.: protein selected for its very high digestibility.

FEEDING GUIDELINES

ADULT TARGET WEIGHT	WEANING PUPPY				
	KIBBLE ONLY		MIX: KIBBLE + WET		
	AGE IN WEEKS	OR	AGE IN WEEKS		
	0 - 3	3 - 6	6 - 8	3 - 6	6 - 8
	grams per day	grams per day	grams per day	grams per day	grams per day
26 kg	138	253	195	89	203
30 kg	138	253	195	92	208
35 kg	157	283	195	107	233
40 kg	157	283	195	107	233
44 kg	157	283	195	107	233

Can 195 g Starter Mother & Babydog Ultra soft mousse*

Lactating mother → **AD LIBITUM**

Always keep fresh drinking water available

Metabolisable energy: 4173 kcal/kg

*Subject to product availability

MOTHER WEIGHT	GESTATING MOTHER			
	KIBBLE ONLY		MIX: KIBBLE + WET	
	GESTATION IN WEEKS	OR	GESTATION IN WEEKS	
	6	8	6	8
	grams per day	grams per day	grams per day	grams per day
26 kg	334	395	284	345
30 kg	372	439	322	390
35 kg	417	493	368	444
40 kg	461	545	412	496
44 kg	495	585	446	536

Can 195 g Starter Mother & Babydog Ultra soft mousse*

ANALYTICAL CONSTITUENTS

Moisture	8%
Protein	30%
Fat content	22%
Crude fiber	1.8%
Crude ash	8.4%
NFE	29.8%

AMINO ACIDS (Total)

Taurine (%)	0.5
-------------	-----

MINERALS (Total)

Calcium (%)	1.43	Potassium (%)	0.7
Phosphorus (%)	1.05	Magnesium (%)	0.08
Sodium (%)	0.4	Copper (mg/kg)	15
Chloride (%)	1.1	Zinc (mg/kg)	170

VITAMINS (Total)

Vit. A (IU/kg)	20000	Vit. C (mg/kg)	400
Vit. D3 (IU/kg)	1200	Vit. E (mg/kg)	500

OTHER GUARANTEES (Total)

Dietary fiber (%)	6.4	EPA + DHA (%)	0.37
Omega 6 (%)	4.4	L-carnitine (mg/kg)	0
Omega 3 (%)	0.89	Glucosamine + Chondroitin (mg/kg)	0
DHA (%)	0.19		

CALCULATED METABOLISABLE ENERGY (Total)

Energy_NRC 85 (kcal/kg)	3963	Energy_NRC 2006 (CF) (kcal/kg)	4173
-------------------------	------	--------------------------------	------

PUPPY MAXI

3

STAGE



Available in
4kg, 15kg

For large dogs. Adult weight from 26 to 44 kg
From 2 to 15 months old

INGREDIENTS

Composition: Dehydrated poultry protein, rice, maize flour, wheat gluten*, animal fats, maize, wheat flour, hydrolysed animal proteins, beet pulp, maize gluten, vegetable fibres, minerals, soya oil, fish oil, fructo-oligo-saccharides, psyllium husks and seeds, hydrolysed yeast (source of manno-oligo-saccharides and betaglucons) (0.29%), algal oil Schizochytrium sp. (source of DHA), Yucca Schidigera juice, marigold meal, glucosamine from fermentation, hydrolysed cartilage (source of chondroitin).

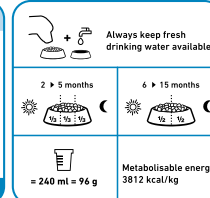
Additives: Nutritional additives: Vitamin A: 15500 IU, Vitamin D3: 1000 IU, Iron (3b103): 39 mg, Iodine (3b201, 3b202): 3.9 mg, Copper (3b405, 3b406): 12 mg, Manganese (3b502, 3b504): 51 mg, Zinc (3b603, 3b605, 3b606): 132 mg, Selenium (3b801, 3b811, 3b812): 0.06 mg - Technological additives: Clinoptilolite of sedimentary origin: 10 g - Preservatives - Antioxidants.

* L.I.P.: protein selected for its very high digestibility.

FEEDING GUIDELINES

24H

AGE IN MONTHS	KIBBLE ONLY			
	ADULT TARGET WEIGHT			
	26 kg	30 kg	40 kg	44 kg
	grams per day	grams per day	grams per day	grams per day
2	265	275	299	308
6	406	451	560	601
8	376	421	526	598
12	289	322	404	435
16	MAXI ADULT*			



*Subject to product availability

OR

1 Pouch 140 g Puppy Maxi Chunks in gravy*	MIX: KIBBLE + WET			
	ADULT TARGET WEIGHT			
	26 kg	30 kg	40 kg	44 kg
	grams per day	grams per day	grams per day	grams per day
	231	241	265	274
	372	417	525	567
	342	387	492	564
	255	288	370	401
	MAXI ADULT*			

ANALYTICAL CONSTITUENTS

Moisture	9.5%
Protein	31%
Fat content	16%
Crude fiber	2.5%
Crude ash	7.6%
NFE	34.4%

AMINO ACIDS (Total)

Taurine (%)	0.45
-------------	------

MINERALS (Total)

Calcium (%)	1.37	Potassium (%)	0.6
Phosphorus (%)	1.05	Magnesium (%)	0.07
Sodium (%)	0.4	Copper (mg/kg)	15
Chloride (%)	0.78	Zinc (mg/kg)	170

VITAMINS (Total)

Vit. A (IU/kg)	17000	Vit. C (mg/kg)	400
Vit. D3 (IU/kg)	1000	Vit. E (mg/kg)	500

OTHER GUARANTEES (Total)

Dietary fiber (%)	7.7	EPA + DHA (%)	0.31
Omega 6 (%)	3.2	L-carnitine (mg/kg)	0
Omega 3 (%)	0.65	Glucosamine + Chondroitin (mg/kg)	500
DHA (%)	0.17		

CALCULATED METABOLISABLE ENERGY (Total)

Energy_NRC 85 (kcal/kg)	3614	Energy_NRC 2006 (CF) (kcal/kg)	3812
-------------------------	------	--------------------------------	------



STRONG IMMUNE SYSTEM

Supports the development of the puppy's healthy immune system with the inclusion of a scientifically proven complex, including vitamins E and C.



BRAIN DEVELOPMENT

Enriched with an omega-3 fatty acid (DHA) which is scientifically proven to support the puppy's brain development and promote learning during early puppy training.



MICROBIOME SUPPORT

Combination of prebiotics (MOS) & highly digestible proteins to help promote a healthy balance of intestinal microbiota for digestive health.

PUPPY MAXI

3

STAGE

For large dogs. Adult weight from 26 to 44 kg
From 2 to 15 months old



[Available in 140g,
10 x 140g]



SOFT TEXTURE FOR BABY TEETH

Perfect chunk size, texture & taste for growing large breed puppies.



STRONG IMMUNE SYSTEM

Supports the development of the puppy's healthy immune system with the inclusion of a scientifically proven complex, including vitamins E and C.



BRAIN DEVELOPMENT

Enriched with an omega-3 fatty acid (DHA) which is scientifically proven to support the puppy's brain development and promote learning during early puppy training.

INGREDIENTS

Composition: Meat and animal derivatives, cereals, vegetable protein extracts, oils and fats, derivatives of vegetable origin, minerals, yeasts.

Additives: Nutritional additives: Vitamin D3: 150 IU, Iron (3b103): 5 mg, Iodine (3b202): 0.34 mg, Copper (3b405, 3b406): 2.7 mg, Manganese (3b502, 3b503, 3b504): 1.4 mg, Zinc (3b603, 3b605, 3b606): 14 mg - Technological additives: Clinoptilolite of sedimentary origin: 2 g.

FEEDING GUIDELINES

24H

FEEDING INSTRUCTIONS

AGE MONTHS	Pouch only			OR	Kibble* + Pouch		
	ADULT WEIGHT 30 kg	35 kg	40 kg		ADULT WEIGHT 30 kg	35 kg	40 kg
2	8	8 + 1/2	9		241 g	253 g	265 g
4	11	12	12 + 1/2		342 g	367 g	392 g
8	12 + 1/2	14	15 + 1/2		387 g	438 g	492 g
12	9 + 1/2	10 + 1/2	12		288 g	330 g	370 g
14	9 + 1/2	10 + 1/2	11 + 1/2		285 g	325 g	362 g

Metabolisable energy: 864 kcal/kg *ROYAL CANIN® PUPPY MAXI

ANALYTICAL CONSTITUENTS

Moisture	79.7%
Protein	8.3%
Fat content	5%
Crude fiber	1.2%
Crude ash	2%
NFE	3.8%

AMINO ACIDS (Total)

Taurine (%)	0.11
-------------	------

MINERALS (Total)

Calcium (%)	0.33	Potassium (%)	0.15
Phosphorus (%)	0.25	Magnesium (%)	0.018
Sodium (%)	0.21	Copper (mg/kg)	4.3
Chloride (%)	0.19	Zinc (mg/kg)	25

VITAMINS (Total)

Vit. A (IU/kg)	37500	Vit. C (mg/kg)	85
Vit. D3 (IU/kg)	150	Vit. E (mg/kg)	150

OTHER GUARANTEES (Total)

Dietary fiber (%)	1.7	EPA + DHA (%)	0.11
Omega 6 (%)	1.5	L-carnitine (mg/kg)	0
Omega 3 (%)	0.18	Glucosamine + Chondroitin (mg/kg)	0
DHA (%)	0.04		

CALCULATED METABOLISABLE ENERGY (Total)

Energy_NRC 85 (kcal/kg)	849	Energy_NRC 2006 (CF) (kcal/kg)	864
-------------------------	-----	--------------------------------	-----

SIZE
L
FROM 26 TO 44 KG

maxi
adult

For adult large breed dogs (from 26 to 44 kg)
Over 15 months old



Also in
Wet

**ADAPTED
KIBBLE SIZE**
Adapted to encourage
chewing.



Available in
4kg, 15kg



DIGESTIVE HEALTH

Helps promote digestive health with highly digestible proteins and a balanced supply of fibres.



BONE & JOINT SUPPORT

Helps support large dogs' healthy bones and joints through a combination of minerals and nutrients.



OPTIMAL HEALTH SUPPORT

Contains vitamins and high-quality nutrients for maximal absorption.

INGREDIENTS

Composition: Dehydrated poultry proteins, wheat flour, maize, animal fats, wheat, maize flour, maize gluten, barley, hydrolysed animal proteins, wheat gluten, beet pulp, minerals, soya oil, yeasted products, fish oil, algal oil Schizochytrium sp., glucosamine from fermentation, hydrolysed cartilage (source of chondroitin).

Nutritional additives: Vitamin A: 15800 IU, Vitamin D3: 1000 IU, Iron (3b103): 32 mg, Iodine (3b201, 3b202): 3,2 mg, Copper (3b405, 3b406): 10 mg, Manganese (3b502, 3b504): 42 mg, Zinc (3b603, 3b605, 3b606): 128 mg, Selenium (3b801, 3b811, 3b812): 0,05 mg - Technological additives: Clinoptilolite of sedimentary origin: 10 g - Preservatives - Antioxidants.

FEEDING GUIDELINES

DOG'S ACTIVITY	KIBBLE ONLY				
	26 kg	30 kg	35 kg	40 kg	44 kg
DOG'S WEIGHT	grams per day	grams per day	grams per day	grams per day	grams per day
278	310	347	384	413	
322	358	402	445	478	
366	407	457	505	543	

24H Always keep fresh drinking water available

OR

1 Pouch	Kibble*
290 g	
317 g	
344 g	
370 g	
429 g	
445 g	

* Royal Canin® Maxi Adult*

ANALYTICAL CONSTITUENTS

Moisture	9.5%
Protein	26%
Fat content	17%
Crude fiber	1.3%
Crude ash	7.6%
NFE*	38.6%

AMINO ACIDS (Total)

Taurine (%)	0.1
-------------	-----

MINERALS (Total)

Calcium (%)	1.3	Potassium (%)	0.7
Phosphorus (%)	0.8	Magnesium (%)	0.09
Sodium (%)	0.45	Copper (mg/kg)	16
Chloride (%)	0.97	Zinc (mg/kg)	170

VITAMINS (Total)

Vitamin A (IU/kg)	16800	Vitamin C - Ascorbic acid* (mg/kg)	130
Vitamin D (IU/kg)	1000		

OTHER GUARANTEES (Total)

Total Dietary fiber (%)	6.5	EPA + DHA (%)	0.36
Omega-6 fatty acids* (%)	2.95	Chondroitin sulfate* + glucosamine (mg/kg)	500
Omega-3 fatty acids* (%)	0.7	L-carnitine (mg/kg)	-

CALCULATED METABOLISABLE ENERGY (Total)

NRC 2006 TDF (kcal/kg)	3963	NRC 2006 CF (kcal/kg)	3934
------------------------	------	-----------------------	------

*Not recognized as an essential nutrient by the AAFCO Dog Food Nutrient Profiles.

SIZE

L

FROM 26 TO 44 KG

maxi

adult

For adult large breed dogs (from 26 to 44 kg)
From 15 months to 5 years old



Chunks in gravy



[Available in pouch 140g,
pouch box 10x140g]



DIGESTIVE HEALTH

Helps promote digestive health with highly digestible proteins and a balanced supply of fibres.



BONE & JOINT SUPPORT

Helps support large dogs' healthy bones and joints through a combination of minerals and nutrients.



OPTIMAL HEALTH SUPPORT

Contains vitamins and high-quality nutrients for maximal absorption.

INGREDIENTS

Composition: Meat and animal derivatives, oils and fats, cereals, derivatives of vegetable origin, vegetable protein extracts, minerals, yeasts.

Nutritional additives: Vitamin D3: 160 IU, Vitamin C: 30 mg, Iron (3b103): 9 mg, Iodine (3b202): 0.22 mg, Copper (3b405, 3b406): 1.7 mg, Manganese (3b502, 3b503, 3b504): 2.7 mg, Zinc (3b603, 3b605, 3b606): 27 mg - Technological additives: Clinoptilolite of sedimentary origin: 2 g.

FEEDING GUIDELINES

24H FEEDING INSTRUCTIONS

DOG'S WEIGHT	Pouch only
26 kg	10
29 kg	11
32 kg	11+1/2
35 kg	12+1/2
42 kg	14+1/2
44 kg	15

Metabolisable energy: 851 kcal/kg

DOG'S WEIGHT	1 Pouch + 1 Kibble*
26 kg	290 g
29 kg	317 g
32 kg	344 g
35 kg	370 g
42 kg	429 g
44 kg	445 g

* Royal Canin® "Maxi Adult"

ANALYTICAL CONSTITUENTS

Moisture	81%
Protein	7.5%
Fat content	5.3%
Crude fiber	1%
Crude ash	1.7%
NFE*	3.5%

AMINO ACIDS (Total)

Taurine (%)	0.02
-------------	------

MINERALS (Total)

Calcium (%)	0.22	Potassium (%)	0.2
Phosphorus (%)	0.17	Magnesium (%)	0.02
Sodium (%)	0.16	Copper (mg/kg)	3
Chloride (%)	0.25	Zinc (mg/kg)	38

VITAMINS (Total)

Vitamin A (IU/kg)	5300	Vitamin C - Ascorbic acid* (mg/kg)	30
Vitamin D (IU/kg)	190		

OTHER GUARANTEES (Total)

Total Dietary fiber (%)	1.6	EPA + DHA (%)	0.09
Omega-6 fatty acids* (%)	2.2	Chondroitin sulfate* + glucosamine (mg/kg)	96
Omega-3 fatty acids* (%)	0.13	L-carnitine (mg/kg)	-

CALCULATED METABOLISABLE ENERGY (Total)

NRC 2006 TDF (kcal/kg)	905	NRC 2006 CF (kcal/kg)	851
------------------------	-----	-----------------------	-----

*Not recognized as an essential nutrient by the AAFCO Dog Food Nutrient Profiles.

SIZE

L

FROM 26 TO 44 KG

maxi
 adult 5+

 For mature large breed dogs (from 26 to 44 kg)
 Over 5 years old

ADAPTED KIBBLE SIZE
 Adapted to encourage chewing.

 [Available in
 15kg]

INGREDIENTS

Composition: Dehydrated poultry proteins, animal fats, maize, wheat, wheat flour, maize flour, barley, maize gluten, wheat gluten, hydrolysed animal proteins, beet pulp, minerals, fish oil, soya oil, yeasts products, psyllium husks and seeds, fructo-oligosaccharides, algal oil Schizochytrium sp., glucosamine from fermentation, hydrolysed cartilage (source of chondroitin).

Nutritional additives: Vitamin A: 21800 IU, Vitamin D3: 1000 IU, Iron (3b103): 36 mg, Iodine (3b201, 3b202): 3,6 mg, Copper (3b405, 3b406): 11 mg, Manganese (3b502, 3b504): 47 mg, Zinc (3b603, 3b605, 3b606): 131 mg, Selenium (3b801, 3b811, 3b812): 0,06 mg - Technological additives: Clinoptilolite of sedimentary origin: 10 g - Preservatives - Antioxidants.

FEEDING GUIDELINES

DOG'S ACTIVITY	KIBBLE ONLY				
	26 kg	30 kg	35 kg	40 kg	44 kg
	277	308	346	382	410
	320	357	400	442	475
	364	405	455	503	540

24H Always keep fresh drinking water available

= 240 ml = 96 g Metabolisable energy: 3955 kcal/kg

OR

1 Poach + Kibble*	grams
	288 g
	316 g
	342 g
	368 g
	427 g
	443 g

* Royal Canin® Maxi Adult 5+® or Maxi Ageing 8+®

ANALYTICAL CONSTITUENTS

Moisture	9.5%
Protein	26%
Fat content	17%
Crude fiber	1.6%
Crude ash	6.4%
NFE*	39.5%

AMINO ACIDS (Total)

Taurine (%)	0.07
-------------	------

MINERALS (Total)

Calcium (%)	1	Potassium (%)	0.7
Phosphorus (%)	0.7	Magnesium (%)	0.09
Sodium (%)	0.4	Copper (mg/kg)	17
Chloride (%)	0.85	Zinc (mg/kg)	170

VITAMINS (Total)

Vitamin A (IU/kg)	22800	Vitamin C - Ascorbic acid* (mg/kg)	200
Vitamin D (IU/kg)	1000		

OTHER GUARANTEES (Total)

Total Dietary fiber (%)	8.1	EPA + DHA (%)	0.44
Omega-6 fatty acids* (%)	2.9	Chondroitin sulfate* + glucosamine (mg/kg)	500
Omega-3 fatty acids* (%)	0.79	L-carnitine (mg/kg)	-

CALCULATED METABOLISABLE ENERGY (Total)

NRC 2006 TDF (kcal/kg)	3927	NRC 2006 CF (kcal/kg)	3955
------------------------	------	-----------------------	------

*Not recognized as an essential nutrient by the AAFCO Dog Food Nutrient Profiles.



DIGESTIVE HEALTH

Helps promote digestive health with highly digestible proteins and a balanced supply of fibres.



BONE & JOINT SUPPORT

Helps support large dogs' healthy bones and joints through a combination of minerals and nutrients.



OPTIMAL VITALITY SUPPORT

Helps maintain vitality thanks to a complex of vitamins.



maxi
ageing

For mature and senior large breed dogs (from 26 to 44 kg)
Over 5 years old



Chunks in gravy



[Available in pouch 140g,
pouch box 10x140g]

INGREDIENTS

Composition: Meat and animal derivatives, cereals, vegetable protein extracts, derivatives of vegetable origin, oils and fats, minerals, yeasts.

Nutritional additives: Vitamin D3: 170 IU, Vitamin C: 70 mg, Iron (3b103): 9 mg, Iodine (3b202): 0.34 mg, Copper (3b405, 3b406): 2.7 mg, Manganese (3b502, 3b503, 3b504): 2.8 mg, Zinc (3b603, 3b605, 3b606): 28 mg - Technological additives: Clinoptilolite of sedimentary origin: 2 g.

FEEDING GUIDELINES

24H FEEDING INSTRUCTIONS

DOG'S WEIGHT	Pouch only
26 kg	10
29 kg	11
32 kg	11+1/2
35 kg	12+1/2
42 kg	14+1/2
44 kg	15

1 Pouch + Kibble*	Kibble*
1 Pouch + 288 g	288 g
1 Pouch + 316 g	316 g
1 Pouch + 342 g	342 g
1 Pouch + 368 g	368 g
1 Pouch + 427 g	427 g
1 Pouch + 443 g	443 g

Metabolisable energy: 846 kcal/kg

* Royal Canin® "Maxi Adult 5+" or "Maxi Ageing 8+"

ANALYTICAL CONSTITUENTS

Moisture	80.9%
Protein	8.1%
Fat content	5.1%
Crude fiber	1.1%
Crude ash	1.5%
NFE*	3.3%

AMINO ACIDS (Total)

Taurine (%)	0.03
-------------	------

MINERALS (Total)

Calcium (%)	0.18	Potassium (%)	0.2
Phosphorus (%)	0.14	Magnesium (%)	0.02
Sodium (%)	0.12	Copper (mg/kg)	4
Chloride (%)	0.22	Zinc (mg/kg)	38

VITAMINS (Total)

Vitamin A (IU/kg)	5500	Vitamin C - Ascorbic acid* (mg/kg)	70
Vitamin D (IU/kg)	190		

OTHER GUARANTEES (Total)

Total Dietary fiber (%)	1.6	EPA + DHA (%)	0.11
Omega-6 fatty acids* (%)	1.6	Chondroitin sulfate* + glucosamine (mg/kg)	192
Omega-3 fatty acids* (%)	0.17	L-carnitine (mg/kg)	-

CALCULATED METABOLISABLE ENERGY (Total)

NRC 2006 TDF (kcal/kg)	909	NRC 2006 CF (kcal/kg)	846
------------------------	-----	-----------------------	-----

*Not recognized as an essential nutrient by the AAFCO Dog Food Nutrient Profiles.



DIGESTIVE HEALTH

Helps promote digestive health with highly digestible proteins and a balanced supply of fibres.



BONE & JOINT SUPPORT

Helps support large dogs' healthy bones and joints through a combination of minerals and nutrients.



LIFELONG VITALITY SUPPORT

Enriched with essential nutrients (EPA, DHA and vitamins) to enjoy a lifelong vitality.



GIANT DOGS NEED A TON OF DEVOTION

Dogs that weigh more than 45 kg as an adult are part of the Giant family. These majestic canines command attention with their impressive size and strength. With a heart that matches their size, giant dogs are known for their gentle and noble nature, often displaying a remarkable level of loyalty and devotion to their owners. With their commanding presence, they make a bold statement wherever they go.

Proper care—including a balanced diet, regular exercise, and routine veterinary check-ups—is essential for promoting the longevity and wellbeing of giant dogs. With the right attention and love, they can bring immense joy and make a lasting impact throughout their lives.

Giant dogs have **specific characteristics**



BONE AND JOINT ISSUES

Giant dogs, known for their immense size and weight, are particularly susceptible to bone and joint issues. Their substantial frames require special attention to support their osteoarticular health. Providing them with a balanced diet, regular exercise, and creating comfortable resting areas are essential to help minimise the risk of them developing related issues.



SENSITIVE DIGESTION

Giant dogs can have unique digestive sensitivities that require careful consideration. It is crucial to choose high-quality, easily digestible dog food specifically formulated for their needs. Monitoring their dietary intake and feeding habits is vital to maintain their digestive system's health and ensure optimal nutrient absorption.



LIFE EXPECTANCY

Giant dogs, while awe-inspiring in their size and presence, often have a shorter life expectancy compared to smaller breeds. This is due to the physiological challenges that come with their larger frames. Giant dogs can benefit from the early introduction of tailored nutrition to support their vitality and quality of life.



COAT CONDITION

Giant dog breeds often have distinct coat condition needs that warrant proper care. Their dense fur can be prone to dryness, allergies, or matting. Regular grooming, including thorough brushing and bathing, helps keep their coat healthy and prevents common sensitivities.

PUPPY GIANT

3

STAGE



Available in
3.5kg, 15kg

For giant dogs. Adult weight over 45 kg
From 2 to 8 months old

INGREDIENTS

Composition: Dehydrated poultry protein, wheat gluten*, rice, maize, maize flour, animal fats, wheat flour, beet pulp, hydrolysed animal proteins, minerals, maize gluten, soya oil, yeasts products, fish oil, fructo-oligo-saccharides, psyllium husks and seeds, hydrolysed yeast (source of manno-oligo-saccharides and betaglucons) (0.30%), algal oil Schizochytrium sp. (source of DHA), Yucca Schidigera juice, marigold meal, glucosamine from fermentation, hydrolysed cartilage (source of chondroitin).

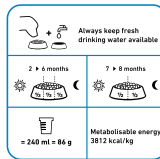
Additives: Nutritional additives: Vitamin A: 16500 IU, Vitamin D3: 1100 IU, Iron (3b103): 36 mg, Iodine (3b201, 3b202): 3.6 mg, Copper (3b405, 3b406): 11 mg, Manganese (3b502, 3b504): 47 mg, Zinc (3b603, 3b605, 3b606): 128 mg, Selenium (3b801, 3b811, 3b812): 0.05 mg - Technological additives: Clinoptilolite of sedimentary origin: 10 g - Preservatives - Antioxidants.

* L.I.P.: protein selected for its very high digestibility.

FEEDING GUIDELINES



AGE IN MONTHS	KIBBLE ONLY					
	ADULT TARGET WEIGHT					
	45 kg	60 kg	70 kg	80 kg	90 kg	100 kg
	grams per day	grams per day	grams per day	grams per day	grams per day	grams per day
2	311	397	420	449	491	531
3	409	508	555	604	660	714
4	452	560	619	672	734	795
8	609	760	854	944	1031	1116
9+	GIANT JUNIOR*					



*Subject to product availability

ANALYTICAL CONSTITUENTS

Moisture	9.5%
Protein	34%
Fat content	14%
Crude fiber	1.3%
Crude ash	7.9%
NFE	33.3%

AMINO ACIDS (Total)

Taurine (%)	0.44
-------------	------

MINERALS (Total)

Calcium (%)	1.31	Potassium (%)	0.6
Phosphorus (%)	1	Magnesium (%)	0.07
Sodium (%)	0.4	Copper (mg/kg)	15
Chloride (%)	0.92	Zinc (mg/kg)	170

VITAMINS (Total)

Vit. A (IU/kg)	18000	Vit. C (mg/kg)	370
Vit. D3 (IU/kg)	1100	Vit. E (mg/kg)	490

OTHER GUARANTEES (Total)

Dietary fiber (%)	6.9	EPA + DHA (%)	0.29
Omega 6 (%)	3.01	L-carnitine (mg/kg)	310
Omega 3 (%)	0.62	Glucosamine + Chondroitin (mg/kg)	500

CALCULATED METABOLISABLE ENERGY (Total)

Energy_NRC 85 (kcal/kg)	3546	Energy_NRC 2006 (CF) (kcal/kg)	3812
-------------------------	------	--------------------------------	------



STRONG IMMUNE SYSTEM

Supports the development of the puppy's healthy immune system with the inclusion of a scientifically proven complex, including vitamins E and C.



1ST GROWTH STAGE: INTENSE GROWTH - CONTROLLED ENERGY

This formula supports your giant breed puppy's unique nutritional needs from 2 to 8 months and helps avoid excess weight gain.



MICROBIOME SUPPORT

Combination of prebiotics (MOS) & highly digestible proteins to help promote a healthy balance of intestinal microbiota for digestive health.

JUNIOR GIANT

4

STAGE

For giant dogs. Adult weight over 45 kg
From 8 to 18/24 months old



Available in
3.5kg, 15kg



STRONG IMMUNE SYSTEM

Supports the development of the puppy's healthy immune system with the inclusion of a scientifically proven complex, including vitamins E and C.



2ND GROWTH STAGE: MUSCLE DEVELOPMENT

As your giant breed puppy gains more muscle during the second growth stage, an adapted protein content helps support muscle development from 8 to 18-24 months old.



MICROBIOME SUPPORT

Combination of prebiotics (MOS) & highly digestible proteins to help promote a healthy balance of intestinal microbiota for digestive health.

INGREDIENTS

Composition: Dehydrated poultry protein, maize, maize flour, rice, animal fats, wheat gluten*, wheat flour, beet pulp, hydrolysed animal proteins, minerals, soya oil, yeasts products, fish oil, fructo-oligo-saccharides, psyllium husks and seeds, hydrolysed yeast (source of manno-oligo-saccharides and betaglucans) (0.30%), algal oil Schizochytrium sp. (source of DHA), Yucca Schidigera juice, marigold meal, glucosamine from fermentation, hydrolysed cartilage (source of chondroitin)

Additives: Nutritional additives: Vitamin A: 16500 IU, Vitamin D3: 1100 IU, Iron (3b103): 35 mg, Iodine (3b201, 3b202): 3.6 mg, Copper (3b405, 3b406): 11 mg, Manganese (3b502, 3b504): 46 mg, Zinc (3b603, 3b605, 3b606): 129 mg, Selenium (3b801, 3b811, 3b812): 0.06 mg - Technological additives: Clinoptilolite of sedimentary origin: 10 g - Preservatives - Antioxidants.

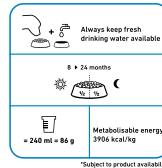
* L.I.P.: protein selected for its very high digestibility.

FEEDING GUIDELINES



AGE IN MONTHS	KIBBLE ONLY					
	ADULT TARGET WEIGHT					
	45 kg	60 kg	70 kg	80 kg	90 kg	100 kg
	grams per day	grams per day	grams per day	grams per day	grams per day	grams per day
8	594	742	834	921	1006	1089
10	519	655	783	883	964	1044
14	425	533	602	700	765	828
18		526	595	660	721	781
24						

GIANT ADULT*



ANALYTICAL CONSTITUENTS

Moisture	9.5%
Protein	31%
Fat content	16%
Crude fiber	1.3%
Crude ash	7.6%
NFE	34.6%

AMINO ACIDS (Total)

Taurine (%)	0.46
-------------	------

MINERALS (Total)

Calcium (%)	1.3	Potassium (%)	0.7
Phosphorus (%)	0.99	Magnesium (%)	0.08
Sodium (%)	0.41	Copper (mg/kg)	15
Chloride (%)	0.86	Zinc (mg/kg)	170

VITAMINS (Total)

Vit. A (IU/kg)	18000	Vit. C (mg/kg)	380
Vit. D3 (IU/kg)	1100	Vit. E (mg/kg)	480

OTHER GUARANTEES (Total)

Dietary fiber (%)	6.8	EPA + DHA (%)	0.31
Omega 6 (%)	2.99	L-carnitine (mg/kg)	305
Omega 3 (%)	0.66	Glucosamine + Chondroitin (mg/kg)	500

CALCULATED METABOLISABLE ENERGY (Total)

Energy_NRC 85 (kcal/kg)	3656	Energy_NRC 2006 (CF) (kcal/kg)	3906
-------------------------	------	--------------------------------	------

SIZE
XL
OVER 45 KG

giant
adult

For adult giant breed dogs (>45kg)
Over 18/24 months old



GIANT KIBBLE SIZE
Adapted to encourage chewing.



[Available in
15kg]



HEALTHY JOINTS

Helps support giant dogs' healthy bones and joints through a combination of minerals and nutrients.



DIGESTIVE HEALTH

Maintains digestive health with highly digestible proteins and a balanced supply of dietary fibre.



OPTIMAL VITALITY SUPPORT

Contains a blend of vitamins to help maintain vitality and help neutralise free radicals.

INGREDIENTS

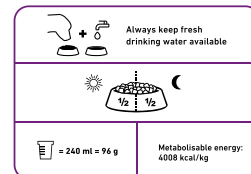
Composition: Dehydrated poultry proteins, wheat flour, animal fats, maize flour, maize, vegetable fibres, hydrolysed animal proteins, maize gluten, beet pulp, wheat gluten, minerals, soya oil, yeasts products, fish oil, algal oil Schizochytrium sp., glucosamine from fermentation, marigold meal, hydrolysed cartilage (source of chondroitin).

Nutritional additives: Vitamin A: 15700 IU, Vitamin D3: 1000 IU, Iron (3b103): 31 mg, Iodine (3b201, 3b202): 3,1 mg, Copper (3b405, 3b406): 10 mg, Manganese (3b502, 3b504): 40 mg, Zinc (3b603, 3b605, 3b606): 131 mg, Selenium (3b801, 3b811, 3b812): 0,05 mg - Technological additives: Clinoptilolite of sedimentary origin: 10 g - Preservatives - Antioxidants.

FEEDING GUIDELINES



DOG'S ACTIVITY	KIBBLE ONLY					
	DOG'S WEIGHT					
	45 kg	55 kg	60 kg	75 kg	85 kg	100 kg
	grams per day	grams per day	grams per day	grams per day	grams per day	grams per day
+	412	479	511	604	664	750
+	477	554	592	699	768	868
++	542	630	672	795	873	986



We recommend the daily ration to be given in at least 2 meals so as to reduce the risks of gastric dilatation-volvulus.

ANALYTICAL CONSTITUENTS

Moisture	9%
Protein	28%
Fat content	20%
Crude fiber	3.2%
Crude ash	6.1%
NFE*	33.7%

AMINO ACIDS (Total)

Taurine (%)	0.15
-------------	------

MINERALS (Total)

Calcium (%)	1	Potassium (%)	0.7
Phosphorus (%)	0.68	Magnesium (%)	0.09
Sodium (%)	0.3	Copper (mg/kg)	15
Chloride (%)	0.67	Zinc (mg/kg)	170

VITAMINS (Total)

Vitamin A (IU/kg)	16800	Vitamin C - Ascorbic acid* (mg/kg)	300
Vitamin D (IU/kg)	1000		

OTHER GUARANTEES (Total)

Total Dietary fiber (%)	8	EPA + DHA (%)	0.37
Omega-6 fatty acids* (%)	3.76	Chondroitin sulfate* + glucosamine (mg/kg)	1000
Omega-3 fatty acids* (%)	0.81	L-carnitine (mg/kg)	300

CALCULATED METABOLISABLE ENERGY (Total)

NRC 2006 TDF (kcal/kg)	4112	NRC 2006 CF (kcal/kg)	4008
------------------------	------	-----------------------	------

*Not recognized as an essential nutrient by the AAFCO Dog Food Nutrient Profiles.

FOR MORE INFORMATION, CONTACT US:

0860 63 00 63 | INFO@ROYAL-CANIN.CO.ZA | WWW.ROYALCANIN.COM/ZA

